

February 2011 • Issue #404

# AMSTATNEWS

The Membership Magazine of the American Statistical Association • <http://magazine.amstat.org>




## Annual Fund Drive Reaches New Heights

### **ALSO:**

Tips for Statisticians  
Starting a Career in  
Business

YouTube Videos Wanted  
for Competition

Publications Agreement No. 01544521



# STATISTICA

## High Performance Analytic Solutions

From Desktop to Fully Web-Enabled Enterprise Versions

**Version 10**  
Now Available

- ✓ Even more analytics & graphs
- ✓ Further UI optimizations
- ✓ Multiple CPU support

### Comprehensiveness

STATISTICA provides the widest selection of analytics including predictive data mining, modeling, classification, and exploratory techniques in one software platform.

### Graphical Data Analysis

The largest selection of graphs in one package, dynamic links between graphs and data, interactive brushing, graph templates for application to new data sets, automatic updating when the data change.

### Data Access

STATISTICA provides the most flexible tools for connecting directly to your data sources.

### Multi-User Solutions

STATISTICA provides the platform for data analysis and visualization for your department, site, or organization including both Windows client and interactive Web browser user interfaces.

### Report Templates


STATISTICA generates Reports in many formats including: PDF, MS Word, HTML, and RTF.

### Automation

Automate any set of analytic and graphical techniques using built-in Visual Basic. True open architecture with more than 14,000 externally callable functions.

### Integration

Run native R programs from inside STATISTICA. Exchange data and results easily with STATISTICA (Enterprise, Client-Server) solutions. Create and support validated (FDA) installations combining R and the STATISTICA Enterprise system for templated role-based enterprise-wide analytics. Use WebSTATISTICA client-server architecture to create powerful and secure remote R servers (multiple-CPU parallel processing).



## STATISTICA Provides a Wealth of Data Analysis, Data Mining, and Data Visualization Techniques, All in One Integrated, Fully Web-Enabled Platform

**Visualization:** Hundreds of 2D, 3D, and nD Graphs with built-in Analytics, Brushing, Slicing/Dicing, Subsets, Categorization, Links to Data, and much more...

**Exploration/Data Reduction:** Principal Components, Factor Analysis, Independent Components Analysis, Partial Least Squares, Feature Selection, and much more...

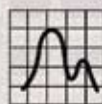
**Predictive Modeling and Classification:** General Linear Models, Generalized Linear/Nonlinear Models, Generalized Additive Models, Nonlinear Estimation, Curve Fitting, Classification and Regression Trees, CHAID, Survival Analysis, and much more...

**Advanced Data Mining Algorithms:** Boosted Trees, Random Forests, MARSplines, Advanced Neural Networks, Support Vector Machines, Naive Bayesian Classifiers, k-Nearest Neighbor methods (Memory-Based Learners), and much more...

**Clustering:** k-Means, EM, Hierarchical (Tree), Self Organizing Networks, and much more...

**QC/Process Improvement:** Real-Time and Predictive Quality Control Charts, Multivariate SPC, Design of Experiments (DOE), Process Capability, Weibull Analysis, Gage R&R, and much more...

[www.statsoft.com](http://www.statsoft.com)



**StatSoft**

2300 E. 14th St. • Tulsa, OK 74104 • USA • (918) 749-1119 • Fax: (918) 749-2217 • [info@statsoft.com](mailto:info@statsoft.com) • [www.statsoft.com](http://www.statsoft.com)

Australia: StatSoft Pacific Pty Ltd.  
Brazil: StatSoft Brazil Ltda.  
Bulgaria: StatSoft Bulgaria Ltd.  
Czech Republic: StatSoft Czech Rep. s.r.o.  
China: StatSoft China

France: StatSoft France  
Germany: StatSoft GmbH  
Hungary: StatSoft Hungary Ltd.  
India: StatSoft India Pvt. Ltd.  
Israel: StatSoft Israel Ltd.

Italy: StatSoft Italia srl  
Japan: StatSoft Japan Inc.  
Korea: StatSoft Korea  
Netherlands: StatSoft Benelux BV  
Norway: StatSoft Norway AS

Poland: StatSoft Polska Sp. z o.o.  
Portugal: StatSoft Iberica Ltda  
Russia: StatSoft Russia  
Spain: StatSoft Iberica Ltda

S. Africa: StatSoft S. Africa (Pty) Ltd.  
Sweden: StatSoft Scandinavia AB  
Taiwan: StatSoft Taiwan  
UK: StatSoft Ltd.

# AMSTATNEWS

FEBRUARY 2011 • ISSUE #404

## Executive Director

Ron Wasserstein: [ron@amstat.org](mailto:ron@amstat.org)

## Associate Executive Director and Director of Operations

Stephen Porzio: [steve@amstat.org](mailto:steve@amstat.org)

## Director of Education

Martha Aliaga: [martha@amstat.org](mailto:martha@amstat.org)

## Director of Science Policy

Steve Pierson: [pierson@amstat.org](mailto:pierson@amstat.org)

## Managing Editor

Megan Murphy: [megan@amstat.org](mailto:megan@amstat.org)

## Production Coordinators/Graphic Designers

Melissa Muko: [melissa@amstat.org](mailto:melissa@amstat.org)

Kathryn Wright: [kathryn@amstat.org](mailto:kathryn@amstat.org)

## Publications Coordinator

Val Nirala: [val@amstat.org](mailto:val@amstat.org)

## Advertising Manager

Claudine Donovan: [claudine@amstat.org](mailto:claudine@amstat.org)

## Contributing Staff Members

Donna-Renee Arrington • Pam Craven • Joyce Narine

*Amstat News* welcomes news items and letters from readers on matters of interest to the association and the profession. Address correspondence to Managing Editor, *Amstat News*, American Statistical Association, 732 North Washington Street, Alexandria VA 22314-1943 USA, or email [amstat@amstat.org](mailto:amstat@amstat.org). Items must be received by the first day of the preceding month to ensure appearance in the next issue (for example, June 1 for the July issue). Material can be sent as a Microsoft Word document, PDF, or within an email. Articles will be edited for space. Accompanying artwork will be accepted in graphics file formats only (.jpg, etc.), minimum 300 dpi. No material in WordPerfect will be accepted.

*Amstat News* (ISSN 0163-9617) is published monthly by the American Statistical Association, 732 North Washington Street, Alexandria VA 22314-1943 USA. **Periodicals postage paid** at Alexandria, Virginia, and additional mailing offices. POSTMASTER: Send address changes to *Amstat News*, 732 North Washington Street, Alexandria VA 22314-1943 USA. Send Canadian address changes to APC, PO Box 503, RPO West Beaver Creek, Rich Hill, ON L4B 4R6. Annual subscriptions are \$50 per year for nonmembers. *Amstat News* is the member publication of the ASA. For annual membership rates, see [www.amstat.org/join](http://www.amstat.org/join) or contact ASA Member Services at (888) 231-3473.

American Statistical Association  
732 North Washington Street  
Alexandria, VA 22314-1943 USA  
(703) 684-1221 • FAX: (703) 684-2037

**ASA GENERAL:** [asainfo@amstat.org](mailto:asainfo@amstat.org)

**ADDRESS CHANGES:** [addresschange@amstat.org](mailto:addresschange@amstat.org)

**AMSTAT EDITORIAL:** [amstat@amstat.org](mailto:amstat@amstat.org)

**ADVERTISING:** [advertise@amstat.org](mailto:advertise@amstat.org)

**WEBSITE:** <http://magazine.amstat.org>

Printed in USA © 2011  
American Statistical Association



The American Statistical Association is the world's largest community of statisticians. The ASA supports excellence in the development, application, and dissemination of statistical science through meetings, publications, membership services, education, accreditation, and advocacy. Our members serve in industry, government, and academia in more than 90 countries, advancing research and promoting sound statistical practice to inform public policy and improve human welfare.

## features

- 3 President's Corner
- 4 Highlights of the November 2010 ASA Board of Directors Meeting
- 6 Annual Fund Drive Reaches New Heights
- 12 A Comparison of Statistics and Biostatistics Salaries
- 15 YouTube Videos Wanted for Competition
- 16 Report of the Visibility and Impact in Policymaking Workgroup
- 17 Proposals Sought for Atlanta Conference
- 18 People to People Delegation to China Has 'Blast'
- 19 Oscar Kempthorne Interview Now on YouTube
- 21 Member Spotlight

## columns

### 25 MASTER'S NOTEBOOK

#### Going East

*Multinational pharmaceutical companies look to employ statisticians in China*

This column is written for statisticians with master's degrees and highlights areas of employment that will benefit statisticians at the master's level. Comments and suggestions should be sent to Keith Crank, ASA research and graduate education manager, at [keith@amstat.org](mailto:keith@amstat.org).



Fan

#### Contributing Editors

*Coco Fan is a consultant for Foster Partners RSA Executive Search, where she is responsible for developing domestic business within the pharmaceutical and biotech sectors. She earned her BA in marketing from Shanghai JiaoTong University.*



Zhan

*Ping Zhan is principle statistician with AstraZeneca, based at Innovation Center China in Shanghai. She earned an MS in statistics from The University of Chicago and a PhD in biology from the University of Notre Dame.*

## Online Articles

The following articles in this issue can be found online at <http://magazine.amstat.org>.

### **Radstats Membership Available to Those Interested in Political Implications of Statistics**

The Radical Statistics Group (Radstats) is a self-funded, independent organization whose concern is the extent to which official statistics reflect governmental purposes. Read more at <http://magazine.amstat.org/blog/2011/02/01/radstatsfeb11>.

### **Analysis of Shape Experiments Featured in Technometrics**

Enrique del Castillo and Bianca M. Colosimo consider a different kind of complex data: the geometric shape of an object. See <http://magazine.amstat.org/blog/2011/02/01/techfeb11>.

### **Journal of Nonparametric Statistics End of Year Highlights**

The 2010 volume covers a range of topics, including nonparametric testing for survival data, bootstrap estimation for clustered data, nonparametric functional estimation, time series modeling and prediction, and two-sample nonparametric testing. See <http://magazine.amstat.org/blog/2011/02/01/jnpsfeb11>.

### **Executive Editor of Statistics Surveys Named**

Ranjan Maitra of Iowa State University is the new executive editor of *Statistics Surveys*. See <http://magazine.amstat.org/blog/2011/02/01/editefeb11>.

### **December JASA Features Overview of Methods for Chronic Disease Research**

The December 2010 issue of the *Journal of the American Statistical Association* features an article by Ross Prentice that is based on his 2008 Fisher Lecture at the Joint Statistical Meetings. See <http://magazine.amstat.org/blog/2011/02/01/jasafeb11>.

### **Invited Perspective Featured in Statistical Analysis and Data Mining**

There are two good perspectives in the latest issue: a vision of emergent trends by Arnold Goodman and James Goodnight's view of the global rise of analytics in companies, government, and foundations. See <http://magazine.amstat.org/blog/2011/02/01/samfeb11>.

## columns

### 27 **STATtr@k** **Tips for Statisticians Starting a Career in Business**

This column is geared toward people who are in a statistics program, recently graduated from a statistics program, or recently entered the job world. If you have suggestions for future articles or would like to submit an article, please email Megan Murphy, *Amstat News* managing editor, at [megan@amstat.org](mailto:megan@amstat.org).



Valaitis

Contributing Editor

*Eduardas Valaitis joined Pricewaterhouse Cooper's national economics and statistics practice as a consultant in 2008. He earned his PhD in mathematical statistics from Yale University in 2005 and taught as a tenure-track assistant professor in the mathematics and statistics department at American University.*

### 29 **SCIENCE POLICY** **Bill Increasing U.S. Census Bureau Autonomy Fizzles**

This column is written to inform ASA members about what the ASA is doing to promote the inclusion of statistics in policymaking and the funding of statistics research. To suggest science policy topics for the ASA to address, contact ASA Director of Science Policy Steve Pierson at [pierson@amstat.org](mailto:pierson@amstat.org).



Pierson

Contributing Editor

*Steve Pierson earned his PhD in physics from the University of Minnesota. He spent eight years in the physics department of Worcester Polytechnic Institute before becoming head of government relations at the American Physical Society.*

## departments

### 23 **statistician's view** How the Statistical System Can Help Create Jobs

### 31 **education** Contest Helps High-School Students Find Solutions to Real-World Issues

## member news

- 32 People News
- 34 Awards and Deadlines
- 37 Section • Chapter • Committee News
- 38 Calendar of Events
- 39 Professional Opportunities

# Leadership Support Council? What's That?

Many of you may not have realized there was a big change in the coordination of ASA committee activities in 2010. The Committee on Committees was replaced with the Leadership Support Council (LSC). This new structure divided ASA committees among four councils (education, membership, professional issues and visibility, and awards), each representing between eight and 13 committees, as well as certain sections and outreach groups. For details, see [www.amstat.org/committees/committeelist.cfm](http://www.amstat.org/committees/committeelist.cfm).

The purpose of the LSC is to connect the committees to the board of directors, and this was done by having each council chaired by a vice president or the past president. The chair of the LSC is the president-elect, who also appoints the vice chairs of the councils. One additional member of the LSC is responsible for coordinating sessions at the Joint Statistical Meetings that are proposed by the committees. This member represents committees on the JSM Program Committee. See [www.amstat.org/committees/commdetails.cfm?txtComm=SBNLSC01](http://www.amstat.org/committees/commdetails.cfm?txtComm=SBNLSC01).

The LSC was recommended by a workgroup resulting from one of 2009 ASA President Sally Morton's initiatives. Perhaps the major accomplishment of the LSC in 2010 was implementing this fundamental change in the ASA's operations. Our start was not stellar: Washington's second large snowfall converted our first scheduled, face-to-face, all-day meeting into a two-hour phone call!

During 2010, the LSC met by conference call three times and in person at JSM. Members agreed to follow operating procedures drafted by the executive director. Members of the LSC made several recommendations to the board of directors that have now been approved. One recommendation was that, beginning with appointments made in 2011, members of ASA committees should be members of the ASA, with exceptions being permitted for joint committees with other organizations and committees requiring outside expertise, such as the Energy Statistics Committee (requires economists) and the Law and Justice Committee (requires criminologists). The rationale for this is that those on committees serve a leadership role and represent the association.

Another accomplishment was devising a procedure for removing nonfunctioning committee members. This procedure attempts to reconnect inactive members with their committees prior to removal. Members of the LSC also began deliberations about procedures for proposing new awards to be presented at JSM.

The ASA committee structure is vast, and the council structure is meant to be flexible. Oversight of committees by the LSC allows for such flexibility. At its request, the Advisory Committee on Continuing Education was reassigned to the Membership Council. The Advisory Committee on Teacher Enhancement and the Membership Survey Committee were sunsetted, because their charges overlapped with the charges of other committees. Two ad hoc committees became permanent: the Advisory Committee on Climate Change (see [www.amstat.org/committees/commdetails.cfm?txtComm=ABTARS01](http://www.amstat.org/committees/commdetails.cfm?txtComm=ABTARS01)) and the Conference on Statistical Practice Organizing Committee (see [www.amstat.org/committees/commdetails.cfm?txtComm=ABTORG05](http://www.amstat.org/committees/commdetails.cfm?txtComm=ABTORG05)). A new award committee also was established, the Best *Journal of Statistics Education* Paper Award Committee (see [www.amstat.org/committees/commdetails.cfm?txtComm=CCRAW07](http://www.amstat.org/committees/commdetails.cfm?txtComm=CCRAW07)).

The LSC was instrumental in helping me make the committee appointments for 2011, the major job of the president-elect. As of this writing, I have made more than 170 committee appointments. Many were of people I did not know, and I could not have done this without the recommendations of the LSC vice chairs (and through them, the committee chairs), ASA Executive Director Ron Wasserstein, and the able record-keeping of ASA Committees Coordinator Jim Dickey. The ASA is fortunate to have a large group of active members who volunteer their time and effort to the organization.

This year, the LSC is chaired by Bob Rodriguez, president-elect and author of the document that created this structure. He will find the LSC a pleasure to work with, as did I. I look forward to hearing about this year's achievements.



Nancy Geller

*Nancy L. Geller*

# Highlights of the November 2010 ASA Board of Directors Meeting

## 2010 ASA Board of Directors

Sastry Pantula, president  
Nancy Geller, president-elect  
Sally Morton, past president  
Nat Schenker, third-year vice president  
Christy Chuang-Stein, second-year vice president  
Rod Little, first-year vice president  
David Banks, third-year Council of Sections representative  
Jeri Mulrow, second-year Council of Sections representative  
Jessica Utts, first-year Council of Sections representative  
Susan Hilsenbeck, third-year Council of Chapters representative  
David Marker, second-year Council of Chapters representative  
Tom Short, first-year Council of Chapters representative  
Geert Verbeke, international representative  
Karen Kafadar, publications representative  
Keith Ord, treasurer  
Ron Wasserstein, ASA executive director

ASA Past-President Sastry Pantula led the final board meeting of 2010 from November 19–20 at the ASA office in Alexandria, Virginia. Board members were joined by incoming members for 2011 as part of the annual transition process. Here are the highlights:

- The board approved a change to Article IX of the ASA bylaws ([www.amstat.org/about/bylaws.cfm](http://www.amstat.org/about/bylaws.cfm)) requiring that, with certain exceptions, all members of ASA committees who are appointed by the ASA shall be full members of the association during the term of their appointment. The change takes effect on January 1, 2012.
- The board approved changes to the charges and/or compositions of the Committee on Privacy and Confidentiality, Committee on Scientific Freedom and Human Rights, and Excellence in Statistical Reporting Award Committee. The board also eliminated the Membership Surveys Committee (at its request and after considerable review) and increased the size of the Survey Review Committee.
- The board created permanent committees to plan and organize the annual ASA Conference on Statistical Practice, to begin in early 2012.
- The board approved a petition to form an outreach group called “The Friends of Australasia.” This group joins three other such groups: the Caucus of Academic Representatives (formed in 2007), Isolated Statisticians (formed in 2009), and Statistics Without Borders (formed in 2010).
- The board heard a report on the Royal Statistical Society’s (RSS) “getstats” program for statistical literacy in the United Kingdom. RSS Executive Director Martin Dougherty joined the board meeting by

phone to review the program, which has as its mission “A society in which our lives and choices are enriched by an understanding of statistics.” See *www.getstats.org.uk* for details.

- The board enjoyed a creative session to address three matters of interest to the ASA: (1) identifying a theme for the 2012 Mathematics Awareness Month, which will be hosted by the ASA; (2) improving attendee and participant experience at the Tuesday night President’s Awards and Address session at JSM; and (3) planning for the 175th anniversary of the association. The discussions were summarized, and the summaries will be used in future planning.
- The board heard the annual report of the Education Council from ASA Vice President and Education Council Chair Rod Little and Education Council Vice Chair Roxy Peck.
- As at every meeting, the board heard the treasurer’s report, reports from the councils of sections and chapters, and a report on the ASA’s science policy activities.
- The board conducted its annual walk-through of the ASA financial statements. This discussion, led by the ASA’s auditor, helps current and incoming board members better understand the ASA’s financial situation and how to interpret a financial statement from a nonprofit entity.
- The board heard a presentation by President-elect Bob Rodriguez about the rise of an area of practice known commonly as “analytics,” and discussed the role the ASA should play in this area.
- The board received the annual report of the Strategic Plan Review Committee and heard progress reports from the strategic initiative workgroups for 2011.
- The board received the recommendations from the 2010 Education Workgroup, the last report of the four strategic initiative workgroups appointed by 2010 President Sastry Pantula. Action on these recommendations will follow in the coming months.

## 2011 ASA Board of Directors

Nancy Geller, president

Bob Rodriguez, president-elect

Sastry Pantula, past-president

Christy Chuang-Stein, third-year vice president

Rod Little, second-year vice president

Mary Mulry, first-year vice president

Jeri Mulrow, third-year Council of Sections representative

Jessica Utts, second-year Council of Sections representative

John Bailer, first-year Council of Sections representative

David Marker, third-year Council of Chapters representative

Tom Short, second-year Council of Chapters representative

Bonnie LaFleur, first-year Council of Chapters representative

Ray Chambers, international representative

Karen Kafadar, publications representative

Keith Ord, treasurer

Ron Wasserstein, ASA executive director

- The board approved a recommendation to enter into final negotiations with a publisher, which will collaborate with the ASA to publish the *Journal of the American Statistical Association*, *The American Statistician*, *Journal of Business & Economic Statistics*, *Statistics in Biopharmaceutical Research*, *Journal of Computational and Graphical Statistics*, and *Technometrics*. Pending final negotiations, the transition to the new publisher will take place during 2011 and start officially in 2012.

The board next meets April 8–9 in Alexandria. ■



# Annual Fund Drive Reaches New Heights

Scott Evans, ASA Development Committee Chair

A record number of contributors made the 2010 Annual Fund Drive the most successful ever. More than 700 ASA members contributed more than \$34,000. These funds helped the ASA promote the practice and profession of statistics in several ways during 2010. Here are a few examples:

The Census at School program was launched in the United States, promoting statistical literacy in grades 4–12. See [www.amstat.org/censusatschool/index.cfm](http://www.amstat.org/censusatschool/index.cfm).

The ASA advocated to Congress and others promoting statistical literacy for K–12 students. See [www.amstat.org/outreach/statliteracy](http://www.amstat.org/outreach/statliteracy).

StatFest programs, hosted by ASA chapters, encouraged minority college students to pursue careers in statistics.

The ASA provided several memberships to international statisticians, including a good-sized group from China.

The ASA supported student travel awards.



The annual fund drive consists of two components. All members are provided the opportunity to make a contribution to the fund at the time of their membership renewal. About 625 people responded in this way, contributing more than \$19,600. In addition, about 2,200 members of the ASA community were contacted by email. Targeted members included current and former board members, ASA Fellows, current and former Council of Sections Governing Board members and Council of Chapters Governing Board members, senior members, and longtime members. More than 80 people responded to this email, donating more than \$14,400 in support of ASA activities.

The number of donors in each of the two components and the amounts given exceed previous years' levels, pointing to extraordinary generosity on the part of the ASA membership. This generosity is particularly impressive given the great economic challenges of today.

"The ASA is an invaluable resource to the community of statisticians," noted Marie Davidian of North Carolina State University. "Giving to the ASA allows me to acknowledge the association's role in my professional growth and, much more importantly, help ensure that the ASA will continue to provide strong leadership in promoting our profession to the benefit of all of us for whom statistics is much more than just a career."

Nick Horton of Smith College said "In addition to the time I invest as a volunteer, I give to the ASA because it works to promote the field of statistics. These efforts create educational and advocacy opportunities that let others know of how statistical methods can help address the complex problems that we face."

## Annual Fund Drive Team Members

Scott Evans, Development Committee Chair

John Boyer, Development Committee Member

A. Blanton Godfrey, Development Committee Member

Don Hedeker, Development Committee Member

Joyce Narine, ASA Accountant and Grants Manager

Keith Ord, ASA Treasurer

Steve Porzio, ASA Associate Executive Director and Director of Operations


Jerry Schindler, Development Committee Member

Ron Wasserstein, ASA Executive Director

Lee Wilkinson, Development Committee Member

"I consider ASA as my professional home," observed Mingxiu Hu, a statistician for Millennium Pharmaceuticals. "ASA promotes the profession of statistics and statistical science, which makes my job as a statistician more visible and influential in the pharmaceutical industry. In return, I feel it's my obligation to support ASA, both financially and by serving the organization as a volunteer, to ensure its continued success."

"The ASA supports and promotes the use of statistics not just for statisticians, but for society as a whole," said Margie Nemeth, a statistician at Monsanto. Through the annual fund, Nemeth says, she contributes to the success of the ASA and helps "ensure that future statisticians will have an organization which will provide them the opportunities/programs which they need."



The 2011 annual fund drive will kick off in late spring, though members have the opportunity to contribute throughout the year when they renew their memberships. On behalf of the ASA and the Development Committee, thank you for your support.

## <\$100

Athula I. Abeyratne  
 Suja Manssour Aboukhamseen  
 Erin Abrahams  
 Abdel Latif Abul-Ela  
 Michael A. Adena  
 Dorothee P. Aeppli  
 William D. Afleje  
 Alfredo Aliaga  
 Rich Allen  
 Lily Laird Altstein  
 Wendy L. Alvey  
 Jana McCaulley Anderson  
 Alexander Andronov  
 John Angle  
 Zoran Antonijevic  
 Cono A. Ariti  
 Robert Arthur  
 Selwyn Au  
 Stanley Paul Azen  
 Geraldine E. Baggs  
 Robert S. Baker  
 Sudipto Banerjee  
 Jarrett Jay Barber  
 Xavier Barber-Valles  
 Fernando C. Barbi  
 Laurie K. Barker  
 Saonli Basu  
 Donald Mark Bauder  
 Jennifer L. Beaumont  
 Laurel A. Beckett  
 Maria Monica Beltrami-Carter  
 Nguyen The Benedicte  
 Richard A. Berk  
 Jesse A. Berlin  
 Prabha Betne  
 Lucas Beverlin  
 Carol Bigelow  
 Jeffrey B. Birch  
 Herbert L. Bishop Jr.  
 Gerard C. Blais  
 Marie Suzette Blanchard  
 John Blankenbaker  
 Todd Blessinger  
 Simina Maria Boca  
 Lucas Cody Bohnett  
 Ricardo Bolado

Herman R. Bollenbach  
 Crispin A. Boney  
 David E. Booth  
 Connie M. Borrer  
 Marc L. Bourdeau  
 John P. Bowman  
 Carl Michael Brezausek  
 William C. Bridges Jr.  
 Warren A. Brown  
 Elizabeth R. Brown  
 G. Gordon Brown Jr.  
 Nancy E. Brucken  
 Janet P. Buckingham  
 Edward A. Burke  
 Kenneth P. Burnham  
 Vicki L. Burt  
 Carolee Bush  
 Norman Bush  
 Shail J. Butani  
 Mrs. Shail J. Butani  
 Kevin C. Cain  
 Thomas P. Capizzi  
 John A. Cardinale  
 Frank M. Caridi  
 Robert H. Carver  
 Linda S. Chan  
 Grace Chan  
 George Chang  
 Anne-Sophie Charest  
 Mon-Gy Chen  
 Huichao Chen  
 James R. Chromy  
 Jianxiong George Chu  
 Asaph Chun  
 Sandra Pryor Clarkson  
 Alan Clayton-Matthews  
 Frank D. Cohen  
 Jerome Collet  
 David H. Collins  
 Peter G. Compton  
 Greg J. Conklin  
 Margaret A. Connolly  
 John C. Constant  
 Charles F. Contant Jr.  
 Michael Cook  
 Darryl Adam Cooney  
 Tara M. Cope  
 Dana Ellen Craker  
 Karen L. Crawforth  
 Catherine M. Crespi  
 Jay Cromwell  
 Carles M. Cuadras  
 Andrew Joseph Cucchiara  
 Lu Cui  
 Harry Michael Cullings  
 Robert J. Currier  
 Richard Cutler

Veronika Czellar  
 Yahya A. H. Daoud  
 Martin H. David  
 Benjamin Frederick Davis  
 Timothy P. Davis  
 Kathryn S. Dawson  
 Roger S. Day  
 Daniele De Martini  
 Rhonda DeCook  
 Kweku T. Degraft Johnson  
 Kevin L. Delucchi  
 Janice Derr  
 Yves Deville  
 Marie Diener-West  
 Kevin K. Dobbin  
 Deborah J. Donnell  
 Suzanne M. Dorinski  
 Brian Drury Drane  
 J. Wanzer Drane  
 Joel Dubin  
 Josee Dupuis  
 Isabelle F. Dupzyk  
 Graciela Cristina Duret  
 Catherine Durso  
 Alexander Aylas Dusenberry  
 Timothy R. Eaton  
 Brenda Kay Edwards  
 Anne Elguindi  
 Nehemiah Jerome Ellison  
 Sami Elmoufti  
 Hans Engler  
 David Nathaniel Esch  
 Nurtan Alan Esmen  
 Dean H. Fearn  
 Huaguang Feng  
 David A. Fennell  
 Gwyn R. Ferguson  
 Dianne M. Finkelstein  
 Peter L. Flom  
 Anthony D. Foley  
 Julie A. Fondurulia  
 Richard Forshee  
 Samuel J. Fourie  
 Christine A. Franklin  
 Ralph F. Frankowski  
 Stephen Friedberg  
 Rongwei Fu  
 Neal Fultz  
 Cathy Ann Furlong  
 Charles David Gabriel  
 John G. Gabrosek  
 Bobby L. Gaddis  
 A. Ronald Gallant  
 Aaron Galluzzi  
 Victoria A. Gamerman  
 Stephen J. Ganocy  
 Stuart A. Gansky

Thank You

Joseph C. Gardiner  
Gerald W. Gates  
John A. Gaudiosi  
Richard D. Gelber  
James E. Gentle  
Thomas M. Gerig  
Robert Gerwien  
Alexios Ghalanos  
Cathleen D. Gillespie  
Michael E. Ginevan  
Jaime Glanovsky  
Ramanathan Gnanadesikan  
Michael W. Godbey  
Antonio Gomiz  
Joe Fred Gonzalez Jr.  
Graciela M. Gonzalez-Farias  
William M. Goodman  
Arnold F. Goodman  
Robert J. Gray  
Christopher Gray  
Natalia Gridneva  
Todd Lamar Griffin  
Douglas Griffith  
Susan Groshen  
Miriam S. Grosop  
Arun Prasad Gurubaramurugesan  
James R. Hackett  
Adam Richard Hafdahl  
Timothy Hall  
James L. Hall  
Toshimitsu Hamasaki  
Kamal Hamidieh  
Kristin Bonnette Hamilton  
Ann S. M. Harada  
Chad Wesley Harness  
Nathan Lee Harper  
David P. Harrington  
Gary D. Hatfield  
Jamie Hawley  
William D. Heavlin  
David A. Heiser  
Johan Heldal  
Jon Helgeland  
Robert Hill  
John E. Hinkle  
David C. Hoaglin  
Steven Hoberman  
Thomas R. Hoffman  
Heike Hofmann  
Richard G. Holcomb  
Giles Hooker  
David O. Hoppe  
Kenneth Horton  
Leanna L. House  
Peter W. Hovey  
David C. Howell  
Welling C. Howell Jr.

Yu-yi Hsu  
Alan E. Hubbard  
Fred W. Huffer  
Marie Huskova  
Tjaart Imbos  
Stratis Ioannou  
Manabu Iwasaki  
William C. Iwig  
Peter Jaehnig  
Thomas Herbert Jagger  
Ananda Jayawardhana  
Amara Jayewardene  
Hongkai Ji  
Carlos B. Jimenez  
Gerald A. Joireman  
Masato Kagihara  
Upendra Kamdar  
Nandini Kannan  
Ihsan Karabulut  
Theodore Karrison  
Charis Kaskiris  
Charles R. Katholi  
Myron J. Katzoff  
Scott W. Keith  
Arthur B. Kennickell  
David J. Kenny  
Deepak B. Khatry  
Martin Daniel Klein  
Michael H. Klein  
Joe W. Knickmeyer  
Kevin J. Konty  
Hira L. Koul  
Antonis Dim Koutsoukos  
Julia V. Kozlitina  
Helena C. Kraemer  
Thriyambakam Krishnan  
Laura Salter Kubatko  
Margaret Kuczynski  
Herbert Lacayo Jr.  
Lynn Roy LaMotte  
Kuang-Kuo G. Lan  
Margaret F. Land  
James M. Landwehr  
Julia I. Lane  
Jodi A. Lapidus  
Eugene M. Laska  
Lisa M. LaVange  
Zamira Laverde  
Jerald F. Lawless  
Didier Ledoux  
Seonjoo Lee  
Carl Lee  
Kelvin K. Lee  
Dong-Hee Lee  
Eric S. Leifer  
Erin Leister  
Erez Lenchner

Russell V. Lenth  
Sunny Lessner  
David Wayne Letcher  
Thomas M. Lewinson  
Ernst Linder  
Bertram D. Litt  
Gang Liu  
Colin K. Loftin  
Anthony J. Lonardo  
Thomas A. Louis  
Thomas E. Love  
Robert G. Lovell  
Timothy Lutz  
Kevin G. Lynch  
David W. Lyon  
Ryan J. Machtmes  
Wendy J. Mack  
Jose Maisog  
Dalisay S. Maligalig  
Vibha Mane  
Olga V. Marchenko  
David Marker  
Vladimir Markhonko  
Jack A. Marshall  
William Martin  
Nami Maruyama  
Joseph M. Massaro  
Nancy A. Mathiowetz  
Shelley M. Matsuba  
Susanne May  
Jacinth Maynard  
Sati Mazumdar  
Sally E. McCarville  
Alexander McClung  
Edmund B. McCue  
Trent L. McDonald  
John G. McDonald  
Andrew J. McDougall  
Jeremy Scott McElroy  
Daniel McFadyen  
Monnie McGee  
M. Brent McHenry  
Raymond E. McIntyre  
Barbara Molfino McIntyre  
Robert McKennett  
John McKenzie Jr.  
Donald J. McMahon  
Kristen L. Meier  
Roy Mendelssohn  
Michael P. Meredith  
Peter Mesenbrink  
Michael J. Messner  
Mary-Jane Mietlowski  
William L. Mietlowski  
Steven P. Millard  
Michael F. Miller  
Mark D. H. Miller

# Thank You

# Thank You

Renee H. Miller  
Diane M. Miller  
Judith W. Mills  
Christoph E. Minder  
Margaret A. Minkwitz  
Peter Mohler  
Alain Linjouom Moluh  
Jill Montaquila  
Carlos J. Morales  
William A. Morris  
Carlos Raphael Mota Jr.  
Jochen Mueller-Cohrs  
Sayan Mukherjee  
John H. Mullin  
Breda Munoz-Hernandez  
Frank K. Murdock  
Terrence E. Murphy  
Teruo Nakatsuma  
Yuji Nakayama  
Rocco Napoli  
Barry M. Nason  
Ronald Charles Neath  
James W. Neill  
Teresa R. Nelson  
Robert L. Newcomb  
Long H. Ngo  
Ronald Douglas Notestine  
Chioma Peace Nwosu  
Carolyn J. Oakley  
Daniel Oberle  
Bryan Oberle  
Eileen M. O'Brien  
Claire Elizabeth O'Connor  
Tetsuji Ohyama  
Masato Okamoto  
David J. Olive  
Chris R. Olsen  
Alistair James O'Malley  
Javier Ordonez  
George Ostrouchov  
Constance L. Otradovec  
Al Ozonoff  
Alberto M. Padilla  
Nicholas Pajewski  
Charles D. Palit  
Charles Anthony Papsadore Jr.  
Ian T. Parke  
Corette Breeden Parker  
Joseph Norman Pasamonte  
Raymond C. Peck  
Marc A. Pelath  
Michael Peng  
Felipe Peraza  
Clifford Pereira  
Edward B. Perrin  
Eva Petkova  
Luigi Pieri

Martha D. Pohl  
Eric C. Polley  
Martin Posch  
Dale L. Preston  
Bertram Price  
Karen L. Price  
Jody Pritchett  
Karen T. Putnam  
David A. Pyne  
Weiliang Qiu  
Ronald H. Randles  
Sudhakar H. Rao  
Andrea Melissa Rau  
Ray Redd  
Carol K. Redmond  
George F. Reed  
Paul Wayne Reed  
Justy Reed  
Melissa Reitkopp  
Robert J. Reynolds  
Martin G. Ribe  
Winston Ashton Richards  
Matthew A. Riebel  
Justin K. Rising  
Roberto Rivera  
Jeffery L. Robbins  
Edwin L. Robison  
Barbara J. Robles  
Guilherme Veiga Rocha  
Richard A. Rode  
Steven M. Rollins  
Leonard David Roseman  
Harry M. Rosenberg  
Charles M. Rowland  
Andreas Franz Ruckstuhl  
Estelle Russek-Cohen  
Rachel Rutkowski  
James H. Rutledge III  
George W. Ryan  
Lucinio Gonzalez Sabate  
William J. Sabol  
Steven J. Samuels  
Susan M. Sanchez  
Ulderico Santarelli  
Thomas J. Santner  
Robert L. Santos  
Sandra Kay Savik  
Nathan E. Savin  
Arnold M. Saxton  
William G. Saylor  
Patricia A. Scanlan  
Douglas E. Schaubel  
Robert R. Scheer  
Nathaniel Schenker  
Jonathan Scott Schildcrout  
Christian Schindler  
Mark D. Schluchter

Paul L. Schmidbauer  
Mildred E. Schmidt  
David A. Schoenfeld  
John R. Schoenfelder  
John D. Schoolfield  
John H. Schuenemeyer  
Scott Schumacher  
Steve Schwarzbek  
Stanley L. Sclove  
Ananda Sen  
John William Senner  
Lynne Seymour  
Aarti S. Shah  
Nagambal D. Shah  
Mack C. Shelley II  
Patricia A. Shewokis  
Harland H. Shoemaker  
Thomas H. Short  
Patrick E. ShROUT  
Satya R. K. Siddani  
Eric R. Siegel  
Gary A. Simon  
Miles Edward Simpson  
Michael D. Sinclair  
Steven J. Skates  
Aleksandra B. Slavkovic  
Stewart P. Sloane II  
Eric V. Slud  
Robert D. Small  
David McCulloch Smith  
Jeffrey A. Smith  
Robert A. Smith  
Alfred C. Snikeris  
Steven Sonder  
Edward J. Sondik  
Felix Sosa-Gaston  
Mat Soukup  
Susan E. Spruill  
Christopher J. Sroka  
Nancy J. Stambler  
Robert R. Starbuck  
Marco Steenbergen  
Leonard A. Stefanski  
Blair Sterba-Boatwright  
John Aubrey Steward  
Susan LeRoy Stewart  
Allan Stewart-Oaten  
John M. Stickler  
Lynn Stokes  
Elizabeth Stone  
Daniel Stram  
Mark C. Strong  
Walter W. Stroup  
Wendy L. Swanson  
Ruth Ellen Swanton  
Dennis E. Sweitzer  
Glenn Lyle Maximilian Swetman

David Sylwester  
 Julie Tackett  
 Daniel Joseph Tancredi  
 Erica S. Taucher  
 Marcia A. Testa  
 Anthony D. Thrall  
 Paul A. Tobias  
 Tamara Tom  
 Carlos E. Toro-Vizcarrondo  
 Robert D. Tortora  
 James P. Tuck  
 Alan R. Tupek  
 Ralph M. Turner  
 Kazuki Uematsu  
 John Van Dewater  
 Cynthia B. Van Landingham  
 Hal R. Varian  
 Timothy W. Victor  
 Eric Vittinghoff  
 Andrew Vogt  
 Yevgeniy Voinov  
 Julia Volaufova  
 Hajime Wago  
 Jing Wang  
 Ferdinand T. Wang  
 Joe H. Ward Jr.  
 Herbert W. Ware  
 Bette L. Warren  
 David Weakliem  
 Michael T. Weaver  
 Alison Webering  
 Sidney L. Weiss  
 Larry Weldon  
 Thomas A. Wellington  
 Brady West  
 James P. Whipple  
 Charles E. White  
 Andrew A. White  
 Linda C. Whitehand  
 G. David Williamson  
 Othmar W. Winkler  
 David Winsemius  
 Michael Wolf  
 Robert L. Wolpert  
 Derek Wong  
 Adeline M. Wong  
 Colin O. Wu  
 Michael S. Wulfsohn  
 Timothy S. Wyant  
 Mengyuan Xu  
 Kazunori Yamaguchi  
 Xiaowei Yan  
 Suzy Yang  
 Jie Yang  
 Hung-Wen Yeh  
 Kwee-Poo Yeo  
 Lisa H. Ying

Donald Ylvisaker  
 Marian Y. Y. Yong  
 Mina Yoo  
 Russell S. Yost  
 Racheal Zhang  
 Tonglin Zhang  
 Wenyan Zhao  
 Zhiwei Zhu  
 Eric R. Ziegel  
 Melissa L. Ziegler  
 Corwin M. Zigler  
 Grenith J. Zimmerman  
 Brenda A. Zimmerman

## \$100-\$499

Paul D. Allison  
 Ersen Arseven  
 Arlene Ash  
 Mary Ellen Bock  
 John E. Boyer Jr.  
 Thomas Butts  
 Louis J. Cote  
 Sandra Cruz-Garcia  
 Robert L. Davis  
 Jay L. Devore  
 Philip M. Dixon  
 Scott Evans  
 Ronald S. Fecso  
 Joseph L. Gastwirth  
 Dennis Gilliland  
 Donald Guthrie  
 Choudary Hanumara  
 Frank Harrell  
 Brian A. Harris-Kojetin  
 Xuming He  
 James Hess  
 Susan Hilsenbeck  
 Klaus Hinkelmann  
 Nicholas Horton  
 Michael M. Ikeda  
 Imke Janssen  
 Karen Kafadar  
 Lee D. Kaiser  
 Jerome P. Keating  
 Elizabeth J. Kelly  
 Tim K. Keyes  
 Martin S. King  
 Elizabeth S. King-Sloan  
 Gary G. Koch  
 Uwe Koehn  
 Henryka K. Komanska  
 Peter Lachenbruch  
 Martin Lesser  
 Roderick Little  
 Robert L. Mason

Keishiro Matsumoto  
 Madhu Mazumdar  
 Katherine Monti  
 Jerry Moreno  
 Edward Mulrow  
 Jeri Metzger Mulrow  
 Mary H. Mulry  
 Margaret Nemeth  
 Jean D. Opsomer  
 Keith Ord  
 Frank J. Ossiander  
 Gladys Reynolds  
 V. A. Samaranayake  
 Richard Scheaffer  
 Marilyn M. Seastrom  
 Dolores Silva Smith  
 Marla D. Smith  
 Richard L. Smith  
 Steven Snapinn  
 Daniel L. Solomon  
 Edward Joel Spar  
 Nancy L. Spruill  
 John A. Stewart  
 Veronica Taylor  
 Ronald Thisted  
 Carol B. Thompson  
 Norris Clyde Tucker  
 Geert Verbeke  
 William Woodall  
 Gooloo Wunderlich  
 Jerome Yurow  
 Marvin Zelen

## \$500+

Martha Aliaga  
 Stan Altan  
 David Banks  
 Christy Chuang-Stein  
 Marie Davidian  
 Nancy Geller  
 Mingxiu Hu  
 Stuart Hunter  
 Daniel Kasprzyk  
 Margaret Martin  
 Sally Morton  
 Michael O'Fallon  
 Sastry Pantula  
 Robert Rodriguez  
 Pranab K. Sen  
 Ron Wasserstein  
 Leland Wilkinson ■

Thank You

# A Comparison of Statistics and Biostatistics Salaries

Keith Crank, ASA Research and Graduate Education Manager



The ASA takes three salary surveys: an academic statistics salary survey; an academic biostatistics salary survey; and a salary survey of statisticians and biostatisticians in business, industry, and government. The first two are done every year, and the third is done every two years. Reports on the 2010 academic salary surveys appeared in the December 2010 and January 2011 issues of *Amstat News*. A report on the next business, industry, and government salary survey will appear later this year.

The results of these salary surveys are presented in different ways, making them difficult to compare. In particular, the academic statistics salary data are presented as nine-month salaries, while the other two sets of data are presented as 12-month salaries. The data are presented this way to be consistent with the way appointments are made in the different areas.

In this article, I will try to provide a reasonable comparison of academic salaries for faculty in statistics and biostatistics. In doing so, I will take the 12-month biostatistics faculty salaries as my point of comparison. The main issue, then, is how to adjust the nine-month statistics faculty salaries so the comparison is valid.

The comparative information is provided in Tables 1, 2, and 3. These data are for faculty at research institutions. Table 1 is for assistant professors, Table 2 for associate professors, and Table 3 for full professors. All three tables give the nine-month salaries for statistics faculty, the 12-month salaries for biostatistics faculty, and the scaled values to convert a nine-month salary to an 11-month and a 12-month value for statistics faculty. Since the primary comparisons are between the biostatistics salaries and the 11-month and 12-month statistics salaries, I have placed the biostatistics salaries between the two scaled statistics salaries. The biostatistics salaries are highlighted in green. Values above the

biostatistics numbers are highlighted in blue, while values below are highlighted in yellow.

At the assistant professor level, the nine-month salaries for statistics faculty are (not surprisingly) all below the 12-month salaries for biostatistics faculty. Most of the values in the 11-month column also are below the 12-month salaries for biostatistics faculty. But, the values in the 12-month column for statistics faculty are all above the salaries for biostatistics faculty. So, what does this say about statistics versus biostatistics faculty at the assistant professor level?

I think it says statistics faculty members receive less compensation than biostatistics faculty members do. An assistant professor in statistics receives his/her nine-month salary. In addition, there is the possibility of supplementing that salary with grants, additional teaching, and outside consulting. But, for an assistant professor trying to establish a research program, additional teaching and outside consulting are drains on the faculty member's time. And the additional teaching would not pay at the same rate as the academic year salary. Only a research grant (which is often limited to two month's salary or less) would be considered productive for an assistant professor. The number of assistant professors in statistics departments who receive 12 months of salary is minimal. So, I think statistics assistant professors, in general, receive less pay than biostatistics assistant professors do.

For associate and full professors in statistics, the situation is no better. The 12-month column for this level is generally below the corresponding value for biostatistics faculty. While it's more likely that associate and full professors in statistics get closer to a 12-month salary than an 11-month salary, it is certainly not automatic. I think most statistics faculty members with tenure are able to supplement their university salary with outside consulting, but I don't know whether that brings them to a "12-month equivalent."

Based on the 2010 academic salary surveys of statistics and biostatistics faculty, it appears biostatistics faculty members are paid more than statistics faculty. But, salary is only one piece of the job picture when deciding where one wants to work.

To contact me, send an email to [keith@amstat.org](mailto:keith@amstat.org). Questions or comments about this article, as well as suggestions for future articles, are always welcome. ■

**Table 1—Salaries for Assistant Professors at Research Universities**

Rank/Year in Rank	Percentile	Statistics Nine Month	Statistics Eleven Month	Biostatistics Twelve Month	Statistics Twelve Month
		(Sample Size)	(Sample Size)	(Sample Size)	(Sample Size)
Assistant 0	25th	NA	NA	\$ 85,000	NA
	50th	\$ 80,000	\$ 97,800	90,000	\$ 106,700
	75th	NA	NA	104,100	NA
		(6)		(11)	
1	25th	\$ 68,000	\$ 83,100	\$ 89,000	\$ 90,700
	50th	76,600	93,700	95,000	102,200
	75th	80,300	98,200	106,700	107,100
		(25)		(27)	
2	25th	\$ 67,500	\$ 82,500	\$ 89,700	\$ 90,000
	50th	75,000	91,700	93,000	100,000
	75th	79,100	96,600	96,600	105,400
		(37)		(27)	
3	25th	\$ 70,600	\$ 86,300	\$ 89,100	\$ 94,100
	50th	77,200	94,400	94,000	103,000
	75th	84,000	102,700	105,200	112,000
		(31)		(24)	
4	25th	\$ 68,100	\$ 83,200	\$ 89,700	\$ 90,800
	50th	75,500	92,300	94,800	100,700
	75th	79,500	97,100	99,800	105,900
		(40)		(30)	
5	25th	\$ 72,700	\$ 88,800	\$ 95,300	\$ 96,900
	50th	77,000	94,200	98,400	102,700
	75th	80,800	98,700	102,000	107,700
		(29)		(28)	
6 or More	25th	\$ 69,500	\$ 84,900	\$ 91,000	\$ 92,600
	50th	76,100	93,000	97,400	101,400
	75th	78,500	95,900	103,100	104,700
		(14)		(43)	

Note: Statistics faculty members are typically on a nine-month appointment, while biostatistics faculty members are typically on a 12-month appointment. Eleven-month and 12-month statistics salaries are scaled from the nine-month values. Biostatistics salaries are highlighted in green. Values above the biostatistics numbers are highlighted in blue, while values below the biostatistics numbers are highlighted in yellow.

**Table 2—Salaries for Associate Professors at Research Universities**

Rank/Year in Rank	Percentile	Statistics Nine Month	Statistics Eleven Month	Biostatistics Twelve Month	Statistics Twelve Month
		(Sample Size)	(Sample Size)	(Sample Size)	(Sample Size)
Associate 0	25th	\$ 81,200	\$ 99,200	\$ 100,800	\$ 108,200
	50th	85,000	103,900	113,700	113,400
	75th	89,000	108,700	130,900	118,600
		(16)		(10)	
1	25th	\$ 75,900	\$ 92,800	\$ 103,000	\$ 101,200
	50th	82,200	100,500	106,500	109,600
	75th	91,000	111,200	115,100	121,300
		(21)		(21)	
2	25th	\$ 79,500	\$ 97,200	\$ 105,600	\$ 106,100
	50th	87,100	106,400	114,700	116,100
	75th	94,700	115,700	132,400	126,300
		(31)		(15)	
3	25th	\$ 78,300	\$ 95,800	\$ 119,900	\$ 104,500
	50th	88,000	107,600	130,000	117,300
	75th	96,200	117,600	140,600	128,300
		(23)		(28)	
4	25th	\$ 76,320	\$ 93,300	\$ 110,700	\$ 101,800
	50th	84,900	103,700	119,700	113,200
	75th	94,300	115,200	123,000	125,700
		(25)		(17)	
5	25th	\$ 70,000	\$ 85,500	\$ 117,400	\$ 93,300
	50th	74,100	90,600	125,700	98,800
	75th	85,200	104,100	147,100	113,600
		(13)		(12)	
6–10	25th	\$ 77,200	\$ 94,300	\$ 110,000	\$ 102,900
	50th	84,600	103,500	133,900	112,900
	75th	92,600	113,200	150,000	123,500
		(40)		(13)	
11–15	25th	\$ 68,100	\$ 83,200	\$ 116,700	\$ 90,800
	50th	72,900	89,100	131,100	97,200
	75th	87,600	107,100	150,800	116,800
		(16)		(15)	
16 or More	25th	\$ 65,000	\$ 79,500	\$ 96,700	\$ 86,700
	50th	70,100	85,700	101,600	93,500
	75th	80,100	97,900	135,300	106,800
		(15)		(9)	

**Table 3—Salaries for Full Professors at Research Universities**

Rank/Year in Rank	Percentile	Statistics Nine Month	Statistics Eleven Month	Biostatistics Twelve Month	Statistics Twelve Month
		(Sample Size)	(Sample Size)	(Sample Size)	(Sample Size)
Full 0	25th	NA	NA	NA	NA
	50th	\$100,500	\$122,800	\$159,800	\$134,000
	75th	NA	NA	NA	NA
		(4)		(4)	
1	25th	\$ 91,400	\$111,700	\$133,200	\$121,900
	50th	94,400	115,400	134,600	125,900
	75th	117,000	143,000	143,200	156,000
		(10)		(8)	
2	25th	\$ 88,800	\$108,600	\$138,700	\$118,500
	50th	94,500	115,500	146,300	126,000
	75th	116,000	141,800	175,100	154,700
		(19)		(16)	
3	25th	\$ 85,700	\$104,800	\$148,400	\$114,300
	50th	108,200	132,300	168,300	144,300
	75th	129,600	158,400	186,400	172,800
		(21)		(12)	
4	25th	\$102,400	\$125,200	\$146,600	\$136,600
	50th	111,800	136,600	161,500	149,000
	75th	135,000	164,900	189,600	179,900
		(13)		(8)	
5	25th	\$100,900	\$123,300	\$159,100	\$134,600
	50th	120,500	147,300	173,300	160,700
	75th	126,400	154,600	185,000	168,600
		(18)		(13)	
6–10	25th	\$104,700	\$128,000	\$155,500	\$139,600
	50th	126,400	154,500	188,100	168,500
	75th	146,700	179,300	211,100	195,600
		(59)		(37)	
11–15	25th	\$100,000	\$122,200	\$156,200	\$133,300
	50th	114,000	139,300	192,700	152,000
	75th	133,800	163,500	222,600	178,400
		(59)		(21)	
16–20	25th	\$110,400	\$134,900	\$174,700	\$147,200
	50th	133,800	163,600	207,200	178,500
	75th	152,600	186,500	231,300	203,400
		(70)		(14)	
21–25	25th	\$102,900	\$125,700	\$162,600	\$137,200
	50th	115,100	140,600	180,000	153,400
	75th	134,100	163,800	229,800	178,700
		(48)		(14)	
26–30	25th	\$110,200	\$134,600	\$182,200	\$146,900
	50th	136,800	167,200	204,900	182,400
	75th	146,100	178,600	244,800	194,800
		(24)		(11)	
31 or More	25th	\$113,900	\$139,200	NA	\$151,900
	50th	133,100	162,700	\$184,100	177,400
	75th	159,700	195,200	NA	213,000
		(31)		(5)	

Note: Statistics faculty members are typically on a nine-month appointment, while biostatistics faculty members are typically on a 12-month appointment. Eleven-month and 12-month statistics salaries are scaled from the nine-month values. Biostatistics salaries are highlighted in green. Values above the biostatistics numbers are highlighted in blue, while values below the biostatistics numbers are highlighted in yellow.



# YouTube Videos Wanted for Competition

Tom Short, John Carroll University

The American Statistical Association invites the submission of original digital videos that celebrate the many and varied achievements and roles of statisticians.

ASA President Nancy Geller recently asked members of the 2011 Public Awareness Workgroup to devise a contest for short films about statistics and statisticians. The competition is intended to stimulate public awareness of the many facets of statistics and life as a statistician. Samples can be viewed at [www.amstat.org/youtube](http://www.amstat.org/youtube).

## What You Need to Know

All submissions must be the original design and creation of the entrants and must not infringe anyone else's copyright protections (see [www.youtube.com/t/howto\\_copyright](http://www.youtube.com/t/howto_copyright)).

Cash prizes will be awarded: first place - \$1,000; second place - \$350; third place - \$150.

All student entrants for the first-, second-, and third-place winning videos will be offered a one-year student membership in the ASA.

Each entry will be judged on two equally weighted criteria: quality of statistical content and entertainment value.

Members of the ASA 2011 Public Awareness Workgroup will serve as judges, and decisions by the judges are final.

Submissions are limited to five minutes in length.

In submitting a video, entrants agree that the video may be displayed by the ASA, featured in its publications, and included on its website.

A completed online entry form must be submitted with every entry.

The submission deadline is July 15.

Winners will be announced at JSM 2011 in Miami Beach, Florida (entrants need not be present to win).



## 2011 Public Awareness Workgroup Members

Tom Short, John Carroll University (chair)

Rosanne Desmone, Mt. Vernon PR & Communications

Steven Goodman, The Johns Hopkins University

Rod Little, U.S. Census Bureau

Megan Murphy, ASA

Deb Nolan, University of California, Berkeley

Michael Posner, Villanova University

Lindsay Renfro, Baylor University

Erin Tanenbaum, Claritas, A Nielsen Company

Contact Tom Short at [tshort@jcu.edu](mailto:tshort@jcu.edu) to receive a code that will permit you to upload the video to the competition's YouTube site.

Members of the American Statistical Association's 2011 Public Awareness Workgroup, ASA employees, ASA directors, and their immediate family members are ineligible to receive awards in the competition.

For more information, contact Short at [tshort@jcu.edu](mailto:tshort@jcu.edu). ■

# Report of the Visibility and Impact in Policymaking Workgroup

## Visibility and Impact in Policymaking Workgroup Members

Ann Cannon, at-large member

Mike Cohen, Committee of Representatives to the AAAS

Mary Gray, Scientific and Public Affairs Advisory Committee

Sally Morton, 2009 ASA president (chair)

Steve Pierson, ASA director of science policy (ex officio member)

Duane Steffey, at-large member

Ron Wasserstein, ASA executive director (ex officio member)

David Williamson, Scientific and Public Affairs Advisory Committee

Alyson Wilson, at-large member

**H**ealth care, climate change, education ... How can the ASA be prepared to speak on emerging policy issues? 2010 ASA President Sastry Pantula appointed a workgroup to find out. The Visibility and Impact in Policymaking Workgroup's charge was to "standardize the process for identifying emerging issues and for providing timely response in the areas of public policy and science policy in collaboration with the ASA director of science policy and the other statistical associations." Members of the workgroup considered the process of identifying policy issues, developing position statements, and

communicating the ASA's perspective. They then reported to the ASA Board during JSM 2010, providing the recommendations below.

With statisticians spread throughout industry, academia, and government working on a vast array of topics, statisticians could speak on a variety of policy issues that arise each day. Members of the workgroup emphasized the need for transparency in whatever approach was adopted and recommended that the ASA provide a means for members to understand the process leading to a science policy action.

To assess where to best place ASA resources, group members found two classifications of policy topics to be useful. They defined issues to be proactive or reactive and urgent or recurring. Members of the workgroup recommended that the ASA focus on proactive and/or recurring issues to start with, anticipating that once a process is in place to deal with such issues, the process may be adapted for reactive and/or urgent issues. They further categorized ASA policy actions as addressing four situations:

- Societal issues through statements, endorsements, and/or recommendations
- Outreach to Congress, decisionmakers, the media, or the public through informational pieces
- Promotion of statistics
- Actions on professional and other issues of importance to statisticians

The ASA should make soliciting and forecasting issues part of the association's culture; such permeation will require a significant amount of outreach and education. ASA chapters, committees, and sections are vital to the process. Members of the workgroup suggested using multiple channels to educate members about how they can be involved, including an "opt-in" policy email list and outreach materials such as email examples to sections and chapters.

Chapters are particularly attuned to local issues. For example, members of a Michigan chapter engaged ASA leadership in their efforts to include more statistics in state curriculum standards.

Committees and sections follow specific topics relevant to statisticians. For example, the Committee on Privacy and Confidentiality (CPC) alerted the ASA to the news that the Department of Health and Human Services (HHS) would be reconsidering its HIPAA privacy rules. The association wrote a letter to HHS Secretary Kathleen Sebelius about the role statisticians play in this issue, resulting in the CPC chair being invited to participate in a HHS workshop on the topic.

When considering the best vehicle for how the ASA should be heard, members of the workgroup suggested the policy issue be concretely defined, including defining the audience (e.g., Congress; policymakers at the federal, state, or local level; policymakers in the executive and legislative branches; the media; teachers at various educational levels; statisticians; or the public).

There are many ways for the ASA to be heard on policy issues, including board statements or endorsements, white papers, letters from the ASA president, personal contact (e.g., phone call or visit), op-eds, education pieces, and ASA website material. Products should take into account varying attention spans, as well the quantitative sophistication of the audience. Members of the workgroup recommended the ASA partner with other professional societies via joint statements, letters, and other activities when it is mutually beneficial and when the combined effort will have a stronger impact than separate efforts.

Developing the statements or other policy vehicles requires significant contributions from ASA members. It is important to recognize these contributions and ensure broad involvement across the membership—and not just the usual suspects. Members of the workgroup recommended the ASA continue to educate members on the nature, importance, and impact of ASA policy work; recognize volunteers and their products; and provide ASA staff assistance to the extent possible. The ASA also might consider developing a funding mechanism to support policy activities.

At present, ASA staff members prepare a press release and policy board statement, identify other potential audiences, and reach out to other policymakers as appropriate. The ASA also keeps federal statistical agencies and the Office of Management and Budget informed if the issue involves a federal agency. Dissemination needs to be continuous to be effective. Outreach efforts should be broad, including board statements and endorsements, press releases, briefings for key policymakers

and staff, op-ed pieces, engagement of policymakers via hearings and legislative action, and engagement of ASA members to disseminate information outside the Beltway.

Beyond the current efforts, workgroup members recommended the ASA maximize the effect of statements by the following:

- Consulting policymakers early in a process so any deliverables are most helpful to their needs
- Furthering the use of ASA web pages for outreach, beyond current science policy pages
- Developing a policy speakers program
- Engaging ASA members in disseminating information
- Ensuring statements address why statisticians and/or statistics are particularly relevant to the policy issue

The ASA strategic plan states, “Decisionmaking discussions in public policy and science policy must be guided by sound data and statistical analysis. The ASA and the statistical profession should actively participate in these discussions to promote the use of appropriate data and effective methods, and to ensure that the statistical sciences receive an appropriate share of public funding for scientific research and education.” The ASA can play a key role in promoting “the need for sound statistical practice to inform decisionmaking in public policy and science policy.” Workgroup members hope they have helped the association progress in this pivotal role. ■

## Proposals Sought for Atlanta Conference

The Atlanta Conference on Science and Innovation Policy 2011 welcomes proposals for papers, posters, sessions, and short courses. The conference theme is “Building Capacity for Scientific Innovation and Outcomes.” Submissions on any topic in science and innovation policy are welcome by March 1.

The conference will take place at Georgia Tech’s Global Learning Center in Atlanta September 15–17, with pre-conference events September 13–14.

For more information, visit [www.atlantaconference.org](http://www.atlantaconference.org).

**Quantifying Your Future**

Flexible and convenient distance programs

Equip yourself for a career in statistics, probability, and quantitative analysis... from the convenience and flexibility of home.

**Master of Science - Statistics**

- Specialize in a subject relevant to your interests and needs

**Graduate Certificates of Completion**

**Applied Statistics and Data Analysis**

- Training in applied statistics and data analysis using modern software

**Statistical Theory and Methods**

- Core components of the MS degree

[www.CSUStats.com](http://www.CSUStats.com)

**Colorado State University**

f t in y

# People to People Delegation to China Has 'Blast'

Ronald L. Wasserstein, ASA Executive Director

ASA members will find in their mailboxes within a few weeks an invitation to participate in the next ASA People to People Delegation, which will travel to Israel November 3–11 and be led by ASA President Nancy Geller. Plans are also in the works for a delegation to Russia in the early fall of 2012, led by ASA President-elect Bob Rodriguez. For additional information, contact Ron Wasserstein, ASA executive director, at [ron@amstat.org](mailto:ron@amstat.org).



2010 ASA President Sastry Pantula (right) receives a gift from Hu Jian, the president of Xian University of Finance and Economics.

**T**hirty-four ASA members and 12 guests participated in a 12-day professional and cultural journey to China in partnership with People to People Ambassador Programs from November 30 to December 11, 2010.

“The purpose of the trip was to discuss with statisticians in China matters of common interest regarding the development of statistical capacity in the work force and statistical literacy in the general population,” said Sastry Pantula, 2010 ASA president and a co-leader of the delegation. “Delegates had the opportunity to learn and share about these matters and much more during this exhilarating and very exciting experience.”

In the spring of 2010, ASA members received an invitation to participate in the program. More than 60 people expressed interest, and, in the end, 46 took part. The 34 delegates’ time was nearly equally divided among professional meetings, cultural activities, and transit. The 12 guests took in sights and had other cultural experiences during the days in which the delegates were in professional meetings. The delegation visited Beijing, Xi’an, and Shanghai.

The professional meetings, organized by the ASA and People to People, were the key activity of the program. “As an industrial statistician in a developed country, I take for granted the infrastructure that has been developed to capture the

data needed to conduct meaningful work,” noted Dennis Kunimura, a statistician with Boart Longyear Company. “I gained a greater appreciation of the challenges facing China and the need for professional exchanges to help them face those challenges.”

Meeting size and type varied. Delegates met at statistics departments or schools at five universities: Renmin University in Beijing, Xi’an University of Finance and Economics in Xi’an, Northwest University in Xi’an, East China Normal University in Shanghai, and Fudan University in Shanghai. At the latter, the delegates participated in the Shanghai Biostatistics Forum.

Delegates also spent a full day with representatives from the National Bureau of Statistics in China, the Chinese government’s statistical arm. On some occasions, the delegation met with a small number of people, and on others, many—including more than 400 who attended the meeting at Xi’an University of Finance and Economics. On most occasions, there was great opportunity for interaction between the delegates and the Chinese hosts. On all occasions, delegates were warmly welcomed and extended great hospitality.

“We were treated as royalty by our hosts in China,” said Frank DeMeo, a statistician with Abbott Labs.

At every location, Pantula had the opportunity to pass along greetings on behalf of the delegation and

the ASA. He emphasized the ASA's interest in building long-term relationships with the Chinese statistical community. He pointed out the key role Chinese-born statisticians already play at the ASA and in the world community of statisticians.

As important as the professional meetings with Chinese statisticians were, the opportunity for delegates to interact with one another was at least as important. "The ASA People to People Statistical Delegation was a truly fabulous experience. It was the perfect mix of professional and cultural events," said Jeri Mulrow, ASA Board member. "It was exciting to meet our Chinese counterparts and to learn more about the field of statistics in China. However, it was even more rewarding to meet and to get to know so many terrific ASA statisticians and their guests who were part of the delegation."

Carol Lancaster, professor emerita of the Medical University of South Carolina, concurred and noted the importance of following up on the professional activities. "The trip was more than I could have ever imagined," she said. "Not only did it offer a terrific chance to meet and network with new and old colleagues, but also the wonderful possibility to share information with international colleagues. It was great to hear, even shortly after our trip, that plans were already in the works for a variety of joint activities. Fantastic! How outstanding it is that our visit is already accomplishing its goals."

The cost of the trip was not inexpensive, about \$5,500 per person, and delegates were responsible for finding their own funding. But this was an all-in cost, including airfare, hotels (all five-star international hotels), in-country travel, and almost all meals. In addition to the professional work, delegates visited fascinating places such as the Forbidden City, the Great Wall at Badaling, the Terra Cotta Warriors Museum, the Big Wild Goose Pagoda, the Shanghai Museum, and Yu Garden.

Renee Moore of the University of Pennsylvania described the ASA People to People Delegation to China as "one of the most rewarding experiences of my life, both professionally and personally."

"I expected to learn from our Chinese counterparts," she said, "but unexpected was how much I would learn from our own group of ASA delegates. I walked away with ideas on how to build upon my scholarship, my teaching, and my outreach goals of improving statistical literacy and education. Personally, I met lifelong friends and had unforgettable experiences in three different cities in China. I am very grateful to ASA and People to People for providing me with such an amazing opportunity and experience that I will never forget."

Mulrow summed up the experience succinctly: "If given the chance, I would do it again. It was a blast." ■

## Oscar Kempthorne Interview Now on YouTube

Michele Christian,  
Iowa State University Library Associate Professor-  
Special Collections Department



Oscar Kempthorne, in a video, discusses his life and career as a statistician.


In 1991, alumni and friends of Iowa State University's Department of Statistics and Statistical Laboratory provided support for filming an interview with Oscar Kempthorne, notable statistician and statistics professor at Iowa State University. Noel Cressie (former Iowa State University statistics professor) conducted the interview on July 31, 1991, at Iowa State University.

In the video, Kempthorne discusses his life and career as a statistician. He touches on monitoring the election in Greece after World War II; working for Iowa State; his views on statistical theory and practice; and his consulting, research, and publications. This video is number 28 in the American Statistical Association's Distinguished Statistician Video Series. The video was originally stored on VHS, a copy of which is housed in the Special Collections Department at Iowa State University Library. In 2006, the Special Collections Department had the videotape transferred to DVD to provide additional access. In 2010, the department added "Oscar Kempthorne: From Observation to Inference" to its ever-growing collection of videos on YouTube.

Because YouTube limits the time for each video to 15 minutes, the interview was divided into five parts. To see all parts, visit the Oscar Kempthorne playlist at [www.youtube.com/view\\_play\\_list?p=5CE19A1DCF8EC055](http://www.youtube.com/view_play_list?p=5CE19A1DCF8EC055).

In addition, the department houses Kempthorne's papers. Download a PDF of them at [www.lib.iastate.edu/arch/rgrp/13-24-52.pdf](http://www.lib.iastate.edu/arch/rgrp/13-24-52.pdf). ■

# New Textbooks from Springer



## Introduction to Modeling and Analysis of Stochastic Systems

2<sup>ND</sup> EDITION


V. G. Kulkarni, University of North Carolina, Chapel Hill,

NC, USA

The second edition incorporates several changes. The title reflects the changes in content: the chapters on design and control have been removed. The book now contains several case studies that teach the design principles. Two new chapters have been added on Poisson processes and Brownian motion.

**Introduction** ▶ Discrete-Time Markov Models ▶ Poisson Processes ▶ Continuous-Time Markov Models ▶ Generalized Markov Models ▶ Queueing Models ▶ Brownian Motion

2nd Edition. 2011. XIV, 314 p. (Springer Texts in Statistics) Hardcover  
ISBN 978-1-4419-1771-3 ▶ **\$89.95**




## Statistical Image Processing and Multidimensional Modeling

NEW

P. Fieguth, University of Waterloo, Ontario, Canada

**Introduction** ▶ Inverse problems ▶ Static estimation and sampling ▶ Dynamic estimation and sampling ▶ multidimensional modelling ▶ Markov random fields ▶ Hidden markov models ▶ Changes of basis ▶ Linear systems estimation ▶ Kalman filtering and domain decomposition ▶ Sampling and monte carlo methods

2011. XXII, 454 p. (Information Science and Statistics) Hardcover  
ISBN 978-1-4419-7293-4 ▶ **\$89.95**



## Dynamic Mixed Models for Familial Longitudinal Data

NEW

B. C. Sutradhar, Memorial University of Newfoundland, St. John's, Newfoundland,

Canada

**Introduction** ▶ Overview of Linear Fixed Models for Longitudinal Data ▶ Overview of Linear Mixed Models for Longitudinal Data ▶ Familial Models for Count Data ▶ Familial Models for Binary Data ▶ Longitudinal Models for Count Data ▶ Longitudinal Models for Binary Data ▶ Longitudinal Mixed Models for Count Data ▶ Longitudinal Mixed Models for Binary Data ▶ Familial Longitudinal Models for Count Data ▶ Familial Longitudinal Models for Binary Data

2011. XVIII, 488 p. 2 illus. (Springer Series in Statistics) Hardcover  
ISBN 978-1-4419-8341-1 ▶ **approx. \$89.95**

## Statistics and Data Analysis for Financial Engineering

NEW

D. Ruppert, Cornell University, Ithaca, NY, USA

**Introduction** ▶ Returns ▶ Fixed income securities ▶ Exploratory data analysis ▶ Modeling univariate distributions ▶ Resampling ▶ Multivariate statistical models ▶ Copulas ▶ Time series models: basics ▶ Time series models: further topics ▶ Portfolio theory ▶ Regression: basics ▶ Regression: troubleshooting ▶ Regression: advanced topics ▶ Cointegration ▶ The capital asset pricing model ▶ Factor models and principal components ▶ GARCH models ▶ Risk management ▶ Bayesian data analysis and MCMC ▶ Nonparametric regression and splines

2011. XXII, 638 p. (Springer Texts in Statistics) Hardcover  
ISBN 978-1-4419-7786-1 ▶ **\$99.00**



## Time Series Analysis and Its Applications With R Examples

3<sup>RD</sup> EDITION

R. H. Shumway, University of California, Davis, CA, USA;  
D. S. Stoffer, University of Pittsburgh, PA, USA

The third edition includes a new section on testing for unit roots and the material on state-space modeling, ARMAX models, and regression with autocorrelated errors has been expanded. Also new to this edition is the enhanced use of the freeware statistical package R. In particular, R code is now included in the text for nearly all of the numerical examples. Data sets and additional R scripts are now provided in one file that may be downloaded via the World Wide Web.

Characteristics of time series ▶ Time series regression and exploratory data analysis ▶ ARIMA models ▶ Spectral analysis and filtering ▶ Additional time domain topics ▶ State-space models ▶ Statistical methods in the frequency domain

3rd ed. 2011. VIII, 596 p. (Springer Texts in Statistics) Hardcover  
ISBN 978-1-4419-7864-6 ▶ **\$99.00**

**Check out STATPROB.COM, a free online encyclopedia of statistics and probability hosted by Springer and sponsored by ten societies.**

**Are you an instructor? If so, check out [springer.com/instructors](http://springer.com/instructors) for information on exam copies, desk copies, ancillary materials, and more!**

## MEMBER SPOTLIGHT

# Ann Oberg



Oberg

I loved math in high school. I enjoyed biology too, but those classes seemed like a lot of memorization to me. With math, if I forgot something, I could start with what I knew and work to figure out where I needed to be. So, I headed off to college to learn all I could about math. When I graduated, I was going to be an expert!

By the time I was done, I had a math major and a statistics minor. I didn't know what to do with my degree, but I vowed I would never take another statistics course in my life—I had had enough of squaring and summing numbers. I saw a flyer about volunteering to teach in underdeveloped countries. That sounded fun, and I could help people in need, so back to school I went to get a teaching endorsement.

You never know the impact seemingly small events will have on your life. I saw a flier for a seminar about this thing called biometry. I was intrigued, so made the time between waiting tables and attending classes to attend. Linda Young, at the time

from the University of Nebraska - Lincoln (UNL), gave the seminar and talked about a job in which you could help people solve problems. You could actually meet with researchers and go out to the farmer's fields so you would really understand the challenges of a particular experiment. She caught my attention! Her job sounded like so much fun. Even though it involved statistics, I decided to abandon education classes and try it. After all, they used computers so it might not be so bad.

My time in the biometry department at UNL changed my outlook on statistics. I was most intrigued by the variety of problems to which statistics can be applied. Highlights during my time there included summer internships to learn more about

---

I am almost guaranteed that my focus will be different five years from now. That makes it fun to look forward to tomorrow!

---

life on the job as a statistician. One summer, I worked in the UNL entomology department planting various corn varieties, counting chinch bugs on corn, and measuring dimensions of soybean plants. What I learned most that summer was that data collection can be a challenge—chinch bugs were scarce that year, I got sick from heat exhaustion, and soybean canopy is an absolute haven for mosquitoes.

## ICESIV



### Fourth International Conference on Establishment Surveys (ICESIV)

Le Centre Sheraton Montréal Hotel  
Montréal, Québec, Canada  
June 11–14, 2012

Proposals for invited paper sessions are due **March 1**.

Visit the ICESIV web page at [www.amstat.org/meetings/ices/2012](http://www.amstat.org/meetings/ices/2012) for details.

My second internship was with General Motors. I found this position through the *Amstat News* internship postings [[www.amstat.org/education/internships](http://www.amstat.org/education/internships)]. My role there was to characterize the personality of cars and understand why some nameplates have more crashes than others do. Again, I learned the importance of data collection and understanding the variables I was working with. This was vital to accurately characterize the personality of a car.

I still didn't think I knew enough when I finished my master's degree, so I headed off to North Carolina State University (NCSU) for a PhD. I received excellent training and mentoring during my time there, just as I had at UNL. Again, I sought out positions teaching, performing statistical research, and working "in the field" through internships at SAS and the VA hospital. Through these positions, I learned the importance of communication, objectivity, attention to detail, and thoroughness. I also

discovered that my favorite aspect of being a statistician was learning more about science through my collaborations—it was almost like not having to decide what I wanted to do when I grew up!

Anyone performing research needed a statistician to help think about hypotheses, data collection, analyses, and data interpretation. So, I could seek out people performing research in areas I found interesting and learn about exciting new areas of research while helping their research be of top quality.

During my job search as I was finishing my PhD in statistics, one of my interviews was with the Mayo Clinic in Rochester, Minnesota. Truthfully, I had no intention of the job since my husband couldn't transfer there, but I'd heard about Mayo all my life and wanted to see what it was all about. Once I visited, Mayo had my attention! I was so excited by the mission and the work performed there. It was obvious Mayo researchers were among the best in the world, and the passion and excitement they had for their work was contagious. Long story short ... off we went to Minnesota.

There are several things I love about working at the Mayo Clinic. There is a wide variety of research studies, ranging from basic science experiments using cell lines or animals to observational studies and randomized trials. Projects involve everything from defining hypotheses and grant writing to database design and data cleaning to analysis and statistical methods development. The statistical unit is among the largest in the country, which allows us to focus on a specific disease and/or analytical area. We work in teams, and the atmosphere is collegial—there is always someone with whom to hash through a tough problem.

My work has changed focus over the past 11 years. When I started, I focused on

endocrinology. Over time, I began working with gene expression microarrays, understanding the data and helping researchers intelligently digest the data explosion to guide their research programs. Later, my focus turned to shotgun mass spectrometry proteomics and methods to catalogue and measure protein expression. Lately, my focus has been on understanding expression data from next-generation sequencing platforms and modeling methods in systems biology studies. When working on the cutting edge, there are always new things to learn and figure out. I am almost guaranteed that my focus will be different five years from now. That makes it fun to look forward to tomorrow!

I've found that communication is a vital key to success. A course in medical terminology helped me get started in understanding the language of my medical collaborators, and asking them question after question and reading related publications helps me understand more about the science every day. As a statistician, successful application of statistical tools hinges on a deep and thorough understanding of the biological question, potential biases, and how to best measure the desired endpoint.

I finally appreciate that there will always be more to learn. There is no degree that teaches you everything. On the contrary, a degree equips you with a toolbox. While I'm not out in the fields like I envisioned after Young's seminar, my training in statistics has enabled me to have a fulfilling career through which I can help others and learn more every day. And, although I'm not teaching in underdeveloped countries, I am helping others by guiding research design and analysis and working on studies prioritized based on the needs of Mayo Clinic patients. ■

## SIAM E-Books Now Available



Browse books in the ASA-SIAM Series on Statistics and Applied Probability online when your institution's library subscribes to or purchases an access plan.

A 20% discount is being offered through June 30.

Encourage your librarian to visit [www.siam.org/books/ebooks.php](http://www.siam.org/books/ebooks.php) for details.



# How the Statistical System Can Help Create Jobs

E.J. Reedy

**W**ith unemployment rates stubbornly high and the global economy increasingly competitive, the United States needs to better understand businesses, policies to support businesses, and, ultimately, how to spur job creation.

Jobs don't just appear or disappear; they are created (and destroyed) by businesses that are reacting to market conditions and opportunities. While our national statistical system is increasing its capacity to produce statistics on these dynamic processes, policymakers could better target job creation programs if the statistical system collected more data about how businesses finance operations and investment in innovation, especially at the regional/local level. Further, to bolster the value of data currently produced, we need to nourish active data user communities to advance the substantive scientific understanding of job creation policies and educate policymakers about the importance and utility of the data.

## The Current Situation

While we postulate about factors that drive business success—access to financing, investments in innovation and research and development, etc.—many of the drivers of business success and job creation are a mystery. Most of the data produced by the national statistical offices are only used for tabular outputs describing conditions at a certain point in time. Our national statistical system is just beginning to collect and organize data to better examine business dynamics so job creation and destruction can be understood in more meaningful ways.

New data from the Census Bureau's Business Dynamics Series and the Bureau of Labor Statistics' Business Employment Dynamics program have begun to shed light on the complex process of business dynamics in the U.S. economy. Groups such as NORC at the University of Chicago and the Census Bureau's Center for Economic Research are showing it is possible to maintain confidentiality while allowing researchers to have secure access to microdata. Many other statistical agencies recognize the need for creating user communities but are at nascent starting points.

## What Is Needed

While the statistical agencies have made huge advances in describing dynamics at the national level, now is the time to put meat on the bones

of these descriptions and to provide increasingly local, timely information. We have little data from the statistical agencies to help examine how certain business inputs relate to outcomes such as employment generation. Tabulations about cross-sectional populations are not adequate substitutions for statistical programs that produce statistics on dynamic processes or microdata research.

While not the only topic that could be considered in a statistical system looking to better measure factors that drive job creation, small business financing certainly is among the top possibilities. Indeed, we at Kauffman have funded an eight-year longitudinal panel of new businesses (Kauffman Firm Survey) that focuses largely on the topic because we believe it is important but understudied.

Other private efforts such as the National Federation of Independent Businesses provide timely information. But private efforts must be matched by improved public efforts if we are to achieve better national and subnational coverage and to have data that can be matched with other government survey and administrative records.

## How to Get There

For the next generation of research and collection on what drives economic growth and job creation, the United States needs a statistical system that recognizes the need for quality survey collection, enhanced use of administrative records, and a coordinated microdata research program.

On small business financing, a leader is needed to bring together the different agencies interested in the topic. The Small Business Administration is not well funded (and also is not a statistical agency), but it is interested in better small business finance data and has included developing better data in its strategic plan. The Federal Reserve historically has been a leader in the collection of small business finance data, but has new potential leadership bubbling up from the local level. As the Fed shifts more of its efforts to regional economic development as part of the changing role of the 12 regional banks that make up the Federal Reserve System, local teams have realized the need for better business financing data if they are to accurately track local conditions. While these regional Federal Reserve representatives don't yet have a collective voice in driving changes coming out of Washington, they make up an important group.

E.J. Reedy is a research fellow for the Ewing Marion Kauffman Foundation, where he blogs as the Data Maven and coordinates entrepreneurship and innovation data-related initiatives such as the Kauffman Firm Survey and the foundation's multi-year series of symposiums on data.

---

## Tomorrow's statistical system will be borne out of the changes made in the wake of today's financial crisis.

---

The Census Bureau would be a logical lead agency to collect more meaningful financing data, but it currently lacks an internal advocate. If enhanced collection on small business finance were to come about, the survey work needs to be complemented by an effort to promote more research using microdata by integrating small business financing data into ongoing research using the Longitudinal Business Database at the Census Bureau.

Indeed, on the topic of innovation, the National Science Foundation could implement a similar complementary effort to encourage more

microdata research to accompany their recent improvements in their research and development and innovation surveys.

### Why Change?

As the government and other nonprofits implement more local programs to spur job creation or small business development, data are desperately needed to track local trends in business outcomes and conditions. It's because of this that politicians tend to be more interested in supporting programs that can help provide independent, meaningful, and timely data on job creation in their regions. The statistical community should recognize this and strengthen their collections before politicians become alienated consumers of private data.

Tomorrow's statistical system will be borne out of the changes made in the wake of today's financial crisis. While some improvements to data collection are likely to cost money—getting data faster and/or larger samples—many others are relatively cheap and likely to save money in the long term. The changes we make or don't make will be our legacy in better understanding economic growth and job creation. ■



# Compass

## Get the Dose Right

### Adaptive Dose-Finding Trial Software

- Compare design simulations
- Better communicate study designs
- Frequentist and Bayesian methods
- Write and run R scripts

More information at [www.cytel.com](http://www.cytel.com)  
info@cytel.com • 617.661.2011

**Cytel**

## MASTER'S NOTEBOOK

# Going East

*Multinational pharmaceutical companies look to employ statisticians in China*

Coco Fan, Foster Partners RSA, and Ping Zhan, AstraZeneca



A 2002 analysis report of China's growing drug market by Boston Consulting Group states "[B]y 2010, we expect the country to emerge as the fifth-largest pharmaceutical market in the world, with revenues of over \$24 billion—more than triple its current size." China, which is the world's third-largest pharmaceutical market after the United States and Japan, grew faster than expected. Drug sales are predicted to increase 25%–27% to more than \$50 billion next year, overtaking Japan's by 2015.

China's ascent has forced western drugmakers to revise their growth strategies. Multinational pharmaceutical companies continue to increase their investment in China, developing drugs for diseases more prevalent in Asia, choosing local contract research organizations to shape up their outsourcing strategies, and competing for a growing market. Their common goal of enhancing profitability leads them to search for ways to develop innovative treatment modalities that increase productivity and decrease costs. Statistics plays an important role in transforming drug development strategy from a trial-and-error to a data-driven decision-making process that produces safe, efficacious, and differentiated drugs. In the dawn of personalized medicine, statisticians are working side by side with biologists to identify predictive biomarkers for patient population selection.

The talent gap in China's pharmaceutical industry is enormous, as there has never been a role for statisticians in pre-clinical and clinical application areas. Working closely with big pharmaceutical companies, we found that drugmakers are looking for statisticians from the West or who were trained in the West to meet their needs. Specifically, they are looking for candidates with an MSc in statistics and strong technical capability. Several years of relevant working experience and good communication skills also are important, as statisticians frequently work closely with multidisciplinary teams.

The sites opened by Western pharmaceutical companies in China primarily employ young and locally recruited people. Many have studied or worked overseas and embrace Western culture while maintaining Chinese traditions. They are fluent in written and verbal English. The office space and culture are very much like other Western sites. Performance reviews and promotions follow the corporate process, regardless of location. Also, exposure to further technical training and international conferences is the same. In fact, changes in the work day are minimal when working for a Western pharmaceutical company in China. ■

# Introducing



**Salford Systems Predictive Modeling Suite (SPM)** is a highly accurate and ultra-fast platform for developing predictive, descriptive, and analytical models from databases of any size, complexity, or organization. Salford SPM automation accelerates the process of model building by conducting substantial portions of the model exploration and refinement process for the analyst. While the analyst is always in full control, we optionally anticipate the analyst's next best steps and package a complete set of results from alternative modeling strategies for easy review. Do in one day what normally requires a week or more using other systems.

## Simply Superior

Salford Systems' tools have dominated the fiercely contested field of data mining competitions for nearly a decade. Since 2000, no other vendor has come close to our record of consistent out-performance.



CART generates a clear, easy-to-understand classification and regression tree that analyzes large, complex databases, discovering patterns and relationships.



TreeNet is the most powerful implementation of stochastic gradient boosting. TreeNet accounts for the majority of Salford's modeling competition awards.



MARS is ideal for users who prefer results in a form similar to traditional regression while capturing essential nonlinearities and interactions.



RandomForests features include clusters and segments, anomaly tagging, and multivariate class discrimination.

...and look for our soon-to-be-released advanced data mining technologies including TreeNet ICL™, PathSeeker™, ISLE™, PRIM™ and Rulefit™.

2010 DMA Analytics Challenge  
Make-A-Wish Foundation Targeting Solution,  
Lapsed Donor Segments

INFORMS 2009  
Healthcare Quality Task

2009 KDDCup  
CRM task, telecom dataset

2008 DMA Analytics Challenge  
Direct Marketing Optimization task

2008 Scientific Computing  
Data Mining Readers' Choice Award

2007 DMA Analytics Challenge  
Targeted Marketing task

2007 PAKDD  
Cross-selling task, financial dataset

2006 PAKDD  
Upselling task, telecom dataset

2004 KDDCup  
Particle Physics task

2002 Duke/TeraData  
Churn Modeling, CRM

2000 KDDCup  
Web Analytics

For more information and a free, fully functional  
90 day SPM evaluation, visit:

[www.salford-systems.com/amstat2010.html](http://www.salford-systems.com/amstat2010.html)

9685 Via Excelencia, Suite 208, San Diego, CA 92126  
phone: (619)543-8880 fax: (619)543-8888  
<http://www.salford-systems.com>



STATtr@k

# Tips for Statisticians Starting a Career in Business

Eduardas Valaitis, Pricewaterhouse Cooper



**I**ncreasing amounts of data become available to businesses every day, and we, statisticians, are uniquely qualified to help them prepare, organize, and analyze these data. The term “business intelligence” is often used to describe such analyses, and most industry leaders rely on statistical analyses to guide business transformation and growth in an informed, thorough, and actionable manner. Therefore, new graduates with master’s or doctorate degrees in statistics are highly sought after; however, to land an industry job, statistical expertise alone is not sufficient. The following are some tips that will help both job seekers and those who have just started their career as industry statisticians.

## Avoid Narrow Specialization

Leading statistics programs in the United States are generally focused on providing their advanced-degree students with solid theoretical foundations and

the ability to perform exceptional research in a narrow field of study. However, as a statistician outside of academia, you will mostly use established and credible methods to analyze large amounts of data in a compressed timeline. These methods will likely span a number of fields, such as time series, clustering, or sampling. As such, those “applied” courses that so many of us looked down upon in our days as graduate students (i.e., data analysis, SAS programming, sampling methods) are useful for building analytical skills industry statisticians rely on to succeed. Moreover, while your dissertation and studies may have been focused on discrete noninformative priors, it would help tremendously if you are proficient in a number of analytic areas.

## Improve Your Software Proficiency and Programming Skills

Industry-standard statistical software packages such as SAS, SPSS, and EViews are becoming

increasingly user-friendly; however, they often provide point-and-click interfaces that do not require the user to be proficient with the underlying programming language. I strongly recommend you avoid relying on the point-and-click approach to data cleaning, organization, and analysis. Instead, you should spend time learning a few programming languages and, in general, ensure that your programming/logic skills are excellent. As an industry statistician, you may have to learn your employer’s proprietary programming environment, and having experience in a multitude of languages will be useful.

Finally, you should be proficient with such industry-standard software as Excel and Access, as they may be the only software you have at your disposal. Therefore, you should not treat them as mere data repositories, but become capable of using their full functionality, including functions, shortcuts, macros, queries, and add-ons.

## Become More Than a Technical Asset

While certain industry jobs may rely solely on your technical skills, it is more likely that you will have to develop and rely on your “soft” skills to sustain a long-term successful career in the industry. Sample size calculations may be all you are doing as a junior statistician at a biopharmaceutical company, but you may, as you advance, have to explain clinical trial results to an FDA panel and investors or effectively convey the importance of your analyses and results to a CEO that is about to cut your department’s funding. As such, developing your oral and written communication skills is imperative for your success.

To do so, take an English writing class to boost your writing skills, subscribe to the *Economist* or *Bloomberg Businessweek* and learn from their written communication style, use opportunities to present your work to

nonstatisticians and tailor your presentations and verbal communication skills to be engaging to such an audience, and learn what communication styles are appropriate in different circumstances.

## Focus on the Impact of Your Results

While we, statisticians, often get excited about asymptotic properties of a newly minted estimator, your clients/employer will most likely be uninterested in such minutia. In your work, the type of analyses and methods used will be of little interest to your audience; instead, they will want the answer to the “so what” question. Thus, when performing analyses, you should not look at the underlying data as simply numerical or categorical values, but rather spend time trying to understand the business processes that yielded the data and what these data tell you before you proceed with your analyses.

For example, you may be asked to assess health care claims data to devise an algorithm for flagging potentially fraudulent claims. You should familiarize yourself (through research or conversations with specialists) with the way health care claims are processed, common fraud types, and other relevant details. The responsibility of understanding the data and interpreting the results so they are meaningful to your clients/employer lies with you, and you should be proactive in educating yourself because you may be handed the data without much of an explanation.

## Be Flexible

Finally, one of the most important factors for landing a job or successfully advancing in your career as an industry statistician is your ability to be flexible. Being flexible may entail the following:

- Being able to consider a number of analytical approaches, instead of relying on the technique you are most comfortable with
- Collaborating with colleagues whose working styles differ from yours
- Being willing to work extra hours or on weekends and travel for a few days to meetings on short notice
- Juggling a number of competing priorities and saying “no” when you have too much on your plate
- Understanding when you need to make a decision on your own or seek the advice of a specialist or your boss

If these all sound like fun aspects of a job, rather than insurmountable challenges, then a job as an industry statistician may be just right for you. ■

**PASS**  
just got better

Now over 165 procedures  
3x faster calculations  
Enhanced interface  
New graphics

Learn about PASS 11 at  
**ncss.com**


**NCSS**  
Statistical Software

(800) 898-6109  
sales@ncss.com

## SCIENCE POLICY

# Bill Increasing U.S. Census Bureau Autonomy Fizzles

Steve Pierson, ASA Director of Science Policy



A bill to strengthen the U.S. Census Bureau's autonomy cleared the United States Senate unanimously in the closing days of the lame duck Congress but—despite the efforts of the ASA, members of Congress, and many others—failed to muster the votes necessary in the House of Representatives to send it to President Barack Obama's desk. Any efforts to achieve the important and long-recognized reforms of the largest statistical agency—and major scientific agency—must start over in the new Congress.

The Census Oversight Efficiency and Management Reform Act of 2010 (H.R. 4945/S. 3167) would have made the Census Bureau more autonomous within the Commerce Department through provisions including a direct report to the secretary of commerce, a fixed five-year term for the director, independent testimony to Congress, and more control over the Census Bureau's operations and management. (Currently, the U.S. Census Bureau director reports to the commerce under secretary for economic affairs, as does the Bureau for Economic Analysis director.)

The statistical community and Census Bureau stakeholders—including the ASA Board of Directors, the seven living former Census Bureau directors, Council of Professional Associations on Federal Statistics, Consortium of Social Science Associations, American Association for Public Opinion Research, and dozens of other organizations—supported the bill. Further, the National

## Memo Allows Government Scientists to Serve in Professional Societies

A December 17, 2010, memo from John Holdren, Office of Science and Technology Policy director, contained a provision to promote professional development of government scientists by allowing their “full participation in professional or scholarly societies, ... including removing barriers for serving as officers or on governing boards of such societies.” The ASA welcomed the news because of its practice of having a president and vice-president serve from the government sector every three years. Also, government scientists serve important roles in sections, chapters, and committees. Read more in my January 3 blog post, “Obama Administration Science Integrity Memo Includes Good News for ASA Governance and Government Statisticians: More Steps Necessary,” under Recent Blogs at <http://community.amstat.org>.

*Academies' Principles and Practices of a Federal Statistical Agency* lists the merits of the bill's main components and the U.S. General Accountability Office's December 14 report, *2010 Census*, discusses the benefits the continuity of five-year terms would provide. (For details, see my December 14 blog post, “House to Take up Census Autonomy Bill Today: ASA Members Urged to Voice Support,” under Recent Blogs at <http://community.amstat.org>.)

The Census Bureau would have benefitted immensely from the reforms in this bill. As a major science agency whose statistical products inform our democratic process and help guide hundreds of billions of dollars in federal assistance, the U.S. Census Bureau must be objective and insulated from improper influence, in both reality and perception. The fixed term for the director, the direct report to the secretary, and the increased autonomy would have bolstered the Census Bureau's independence. It also would have improved the bureau's efficiency and nimbleness by streamlining decision processes and ensuring continuity in leadership.

In both 1999 and 2009, the Census Bureau operated without a Senate-confirmed director during final preparations for the decennial census and,

## Cosponsors Needed for STAT Act of 2011

The bill to promote K–12 statistics education—the Statistical Teaching, Aptitude, and Training Act of 2010 (STAT Act of 2010), introduced by Rep. Dave Loebsack (IA-D) in September—attracted 10 cosponsors in the 111th Congress, thanks to the work of ASA members.

The bill will be reintroduced early in the 112th Congress as the STAT Act of 2011, and the ASA will again urge cosponsorship. To help your U.S. representative understand the importance of K–12 education and the work statisticians do, sign up for the ASA Statistical Literacy Grassroots Campaign at <http://mail.amstat.org/outreach/statliteracy>.

You will be provided with assistance for setting up and preparing for a meeting with your representative in his/her home district. The following chapters have been active in this campaign: Boston, Colorado/Wyoming, Hawaii, New Jersey, Philadelphia, and San Francisco Bay Area.

Cosponsors of the STAT Act of 2010 were Madeleine Bordallo (D-GU), Michael Capuano (D-MA), Elijah Cummings (D-MD), Barney Frank (D-MA), Raul Grijalva (D-AZ), Edward Markey (D-MA), James McGovern (D-MA), Jared Polis (D-CO), David Price (D-NC), and Mike Quigley (D-IL).

## Science Policy Actions

ASA president sends letter to Treasury Secretary Timothy Geithner regarding Office of Financial Research.

ASA signs letters urging House passage of S. 3167, “Census Oversight Efficiency and Management Reform Act of 2010.”

ASA signs letter in support of \$750 million increase for NIH in FY 2011 budget.

as the Government Accountability Office report *2010 Census* observes, the average tenure of the past 11 census directors is about three years. The fixed term would help avoid leadership gaps during critical decennial census planning stages and facilitate the longer-term planning so vital to decennial censuses.

After precursor bills making the U.S. Census Bureau independent failed to gain sufficient support,

H.R. 4945/S. 3167 was introduced in March of 2010 with the bicameral and bipartisan sponsorship of Sen. Thomas Carper (D-DE), Sen. Tom Coburn (R-OK), Rep. Carolyn Maloney (D-NY), and Rep. Charles Dent (R-PA). The key Senate census oversight committee promptly approved the bill in April but, despite outside requests, the House census oversight body—the Information Policy, Census, and National Archives Subcommittee of the Oversight and Government Reform Committee—failed to act on the bill.

With the 111th Congress focused on high-profile bills in the lame duck Congress, the Senate quietly and unanimously passed S. 3167 on December 8, 2010, with two changes. One eliminated a provision allowing the census director to submit a budget request to Congress before it has been vetted by the administration and the other added a provision establishing a technology advisory committee to “make recommendations to the director and publish reports on the use of commercially available technologies and services to improve efficiencies and manage costs in the implementation of the census and census-related activities.”

With time quickly running out in the 111th Congress, House Majority Leader Steny Hoyer agreed to bring up S. 3167 under suspension of rules, thereby disallowing amendments but requiring a two-thirds majority. (The House considered the Senate-passed version of the bill because there would not have been time to reconcile differing versions of the bill had the House passed its own version.)


ASA members actively supported this effort by organizing a letter signed by 31 organizations urging House passage. The ASA also issued a press release with quotes from ASA past-presidents Sally Morton and Vincent Barabba, the latter a former census director. Additionally, the ASA issued its first membership-wide alert with an email from Morton asking all members in the United States to call their U.S. representatives and push for support of S. 3167.

With 201 votes in favor and 167 votes against, the bill failed to pass on a largely party-line vote—Democrats in favor, Republicans opposed. Rep. Patrick McHenry (R-NC), leading Republican opposition to the bill, contended the bill needed more consideration—citing a lack of hearings on the bill—and noted Secretary of Commerce Gary Locke’s opposition.

The ASA will monitor any Census Bureau reform efforts in the new Congress and strive to work with the architects of any new bills. ■



# Contest Helps High-School Students Find Solutions to Real-World Issues



Moody's Mega Math Challenge contenders have broken down the numbers behind the U.S. Census, figured out the effect of the stimulus package, and assessed the unintended consequences of increased ethanol use. Now, there's a new problem coming their way in March.

The contest sets out to remind highschoolers that math is more than problems in a textbook. In 14 hours, teams are required to solve an open-ended, applied math-modeling problem focused on a real-world issue. The challenge is Internet-based, and students are allowed to use free, publicly available, inanimate sources of information.

Solutions are judged based on the approach and methods used and the creativity displayed in problemsolving and math modeling. There is no unique, correct answer, and partial solutions are accepted.

The next challenge weekend is set for March 5–6; the registration deadline is February 25. There are no entrance or participation fees, and each high school may enter up to two teams of three to five students each.

The problem is unknown to teams until they log in on their selected challenge day at 7 a.m., after which they will have until 9 p.m. to research the question, analyze their findings, develop a model, and submit their solution.

Scholarship prizes totaling \$100,000 will be awarded to winning students to use toward the pursuit of higher education.

The contest is unlike the tests students routinely encounter. As Jacob Hurwitz of Montgomery Blair High School in Maryland—whose team won the

top prize in the 2010 challenge—puts it, “I’ve never done a math competition that was open-ended and applied math to something real like the census. Most of the time, it’s math that nobody cares about; it’s just some abstract concept.”

The goal of the competition is to introduce students to applied math as a powerful problemsolving tool and viable and exciting profession. “Moody’s Mega Math Challenge is an excellent venue for students to apply critical thinking skills to real-life problems that have immediate relevancy,” says Raymond Eng, a teacher-coach at High Technology High School in New Jersey whose teams have found success in every contest.

Past challenge winners have appeared on national cable news shows, been interviewed by radio talk show hosts, had their papers published in peer-reviewed research publications, and been invited by the experts, themselves, to present their findings.

The challenge is funded by The Moody’s Foundation and organized by the Society for Industrial and Applied Mathematics. Complete information can be found at <http://m3challenge.siam.org>. ■

## ACCESS TEACHING RESOURCES

Visit the ASA's education page online and access resources such as workshops, publications, and student competitions.

[www.amstat.org/education](http://www.amstat.org/education)

Submitted by Ann Harrison

In October 2010, Colombian statistician **Daniel Guzmán** took the witness stand to present expert testimony in the case of Edgar Fernando García, a 26-year-old Guatemalan union leader who vanished in 1984. Guzmán, who is a member of the Benetech Human Rights Data Analysis Group (HRDAG), was asked by the Guatemalan attorney general to submit his analysis of records in the Guatemalan National Police Archive, which documented García's detention by police. García was one of tens of thousands of Guatemalans who disappeared during the country's 36 years of armed internal conflict.

Guzmán's testimony, given against two former police officers on trial for their alleged role in García's disappearance, was based on quantitative results from HRDAG's four-year analysis of the Guatemalan National Police Archive. Guzmán designed a coding strategy to catalog the contents of the archive. ASA advisers Paul Zador and Gary Shapiro helped Guzmán design a sampling protocol. Because the archive was too large and disorganized to be sampled directly, HRDAG analysts used a topographical sampling frame and multistaged random sample.

After three years of coding key variables from random samples of archive documents, Guzmán and his colleagues were able to calculate the percentage of documents known by different police units. Their findings helped support arguments by prosecutors that relatively high-level National Police officers were aware of the planning, design, and supervision of the type of operations that resulted in García's disappearance.

Guzmán also calculated estimates comparing the 667 documents pertaining to the García case with the representative sample of all the documents in the archive. This comparison showed that the units responsible for direction and coordination of National Police policy were acquainted with proportionately more than twice the number of documents related to the García case than with the total of all documents in the archive. By calculating the percentage of documents known by different police command structures, these findings helped analysts reach conclusions about relationships among Guatemalan security forces and communications between the army and police.

Ten days after the start of the García trial, a tribunal of the Guatemalan Supreme Court found the two police officers guilty of forced disappearance and

sentenced them each to a maximum term of 40 years in prison.

Guzmán's testimony supported prosecutors' arguments about how the officers' actions against García took place within the context of National Police policies. This testimony also helped the Guatemalan judiciary and the public understand how statistical methods provide an objective approach to understanding massive collections of human rights data. ■

**Michael Latta**, the William J. Baxley Jr. applied business professor at Coastal Carolina University (CCU), was recently named associate dean of CCU's E. Craig Wall Sr. College of Business Administration.

The position entails various administrative duties within the Wall College of Business in support of the dean, students, faculty, and staff.




Latta

"As the workload of the Wall College increases in volume and complexity, we are fortunate to have someone with Latta's experience and abilities to fill this key position," said J. Ralph Byington, dean of the Wall College of Business.

Latta earned a PhD in psychology from Iowa State University. He joined CCU

Read about your colleagues and friends in the news. Go to [www.amstat.org](http://www.amstat.org) and click on "Statisticians in the News."

in 2005 after many years in industry, including positions at companies such as AstraZeneca, Boehringer Mannheim, DuPont, and Wyeth. In addition, he owned and operated YTMBA Research, a firm specializing in predictive analytics. He has been a marketing and management consultant to Fortune 500 and small family businesses. Recently, he has taught capstone courses in marketing strategy and strategic management. ■



Rao

The Royal Statistical Society (RSS) recently awarded **Calyampudi Radhakrishna Rao**, world-renowned statistician, the Guy Medal in Gold. The highest award given to a statistician in the United Kingdom, the Guy medal is given every three years to “those who are judged to have merited a significant mark of distinction by reason of their innovative contribution to theory or application of statistics.”

The medal will be presented to Rao at an awards ceremony following the society’s annual general meeting on June 29.

To read more about the Guy medal, visit [www.rss.org.uk/main.asp?page=2468](http://www.rss.org.uk/main.asp?page=2468). To read more about Rao, visit [www.worldlingo.com/ma/enwiki/en/Calyampudi\\_Radhakrishna\\_Rao](http://www.worldlingo.com/ma/enwiki/en/Calyampudi_Radhakrishna_Rao). ■

## Obituaries

### Alva L. Finkner

*Submitted by Peter Bloomfield*

Alva L. Finkner, 93, passed away December 3, 2010. He was born in Akron, Colorado, on May 8, 1917. He earned his BS in agronomy from Colorado State College (1938), MS in agronomy from Kansas State College (1940), and PhD in experimental statistics from North Carolina State College (1950). He began his career with the Statistical Reporting Service of the U.S. Department of Agriculture and served as head of the Raleigh Research Office. He was appointed as an associate professor of experimental statistics at NC State from 1950 to 1955, professor from 1955 to 1960, and adjunct professor from 1960 to 1983. He joined Research Triangle Institute in 1960 and was senior vice president before retiring in 1983. He served as deputy director for statistical methodology and standards with the U. S. Census Bureau and was a member of the committee that planned administration of the 1980 Census of Population. His legacy at RTI includes leading its first international programs and “quality of life” studies. He also co-authored *Handbook of Area Sampling* and was closely involved with the National Assessment of Educational Progress.

Finkner was drafted into the U.S. Army in 1942, where he was awarded several medals, and honorably discharged in 1946. He was a member of the Operations Analysis Standby Unit of the U.S. Air Force from 1950 to 1970 and a member of the National Defense Executive Reserve from 1967 to 1970. ■

### Zakkula Govindarajulu

*Submitted by Usha Govindarajulu with contributions from Subir Ghosh*

Zakkula Govindarajulu, “Raju,” 77, of Lexington, Kentucky, passed away December 5, 2010.

Govindarajulu had a distinguished career in statistics and was known for his work in sequential analysis, nonparametrics, and biostatistics. He earned his PhD in statistics from the University of Minnesota in 1956 under Richard Savage. During his time in Minnesota, he met his wife, Gayatri. He joined the University of Kentucky, Lexington, faculty in 1968.

Govindarajulu was awarded the Jacob Wolfowitz Prize for theoretical advances in the mathematical and management sciences. He also was a Fellow of the Royal Statistical Society, the American Society for the Advancement of Science, the International Statistical Institute, the Institute of Mathematical Statistics, and the American Statistical Association. In addition, he published six books and more than 174 research articles, supervised approximately 25 doctoral students, and served on various editorial boards.

Govindarajulu, a faithful follower of Sai Baba’s teachings, founded a Sai Baba center in Lexington. ■

## Deadlines and Contact Information for ASA National Awards, Special Lectureship, COPSS Awards

**March 9, 2011**

ASA Statistics in Chemistry Award

Kenneth M. Goldberg  
*kgoldber@its.jnj.com*

**March 15, 2011**

ASA W. J. Dixon Award for Excellence in Statistical Consulting

Nominations: Pam Craven  
*pamela@amstat.org*  
Questions: George A. Milliken  
*Milliken@ksu.edu*

**March 15, 2011**

ASA Founders Award

Nominations: Pam Craven  
*pamela@amstat.org*  
Questions: Sastry G. Pantula  
*pantula@stat.ncsu.edu*

**March 15, 2011**

ASA W. J. Youden Award in Interlaboratory Testing

Nominations: Pam Craven  
*pamela@amstat.org*  
Questions: Chih-Ming Wang  
*jwang@boulder.nist.gov*

**March 15, 2011**

ASA Waller Education Award

Nominations: Pam Craven  
*pamela@amstat.org*  
Questions: June Morita  
*june@stat.washington.edu*

**April 1, 2011**

ASA Gertrude M. Cox Scholarship

Pam Craven  
*pamela@amstat.org*

**April 1, 2011**

ASA Outstanding Statistical Application Award

Nominations: Pam Craven  
*pamela@amstat.org*  
Questions: Petrutza C. Caragea  
*pcaragea@iastate.edu*

**April 1, 2011**

ASA Edward C. Bryant Scholarship

Nominations: Pam Craven  
*pamela@amstat.org*  
Questions: Kimberly S. Weems  
*weems@stat.ncsu.edu*

**April 1, 2011**

ASA Excellence in Statistical Reporting Award

Nominations: Pam Craven  
*pamela@amstat.org*  
Questions: Denise A. Lievesley  
*denise.lievesley@kcl.ac.uk*

**April 1, 2011**

ASA Samuel S. Wilks Memorial Medal

Nominations: Pam Craven  
*pamela@amstat.org*  
Questions: Daniel Zelterman  
*daniel.zelterman@yale.edu*

### Gertrude M. Cox Award

Members of the Gertrude M. Cox Award Committee are seeking nominations for the 2011 Gertrude M. Cox Award.

The annual award was established in 2003 through a joint agreement between the Washington Statistical Society (WSS) and RTI International. It recognizes a statistician in early to mid-career (fewer than 15 years after his/her terminal degree) who has made significant contributions to survey methodology, experimental design, biostatistics, or statistical computing.

The award is presented at the WSS annual dinner, usually held in June, where the recipient will deliver the keynote address on a topic of general interest to the WSS membership. The award consists of a \$1,000 honorarium, the cost of travel expenses to attend the WSS annual dinner, and a commemorative plaque.

Nominations should be emailed to Karol Krotki at *kkrotki@rti.org* by February 28. A bio or CV is sufficient; there is no formal application form.

The award is in memory of Gertrude M. Cox (1900–1978). In 1945, Cox became director of the Institute of Statistics of the Consolidated University of North Carolina. In the 1950s, as head of the department of experimental statistics at North Carolina State College, she played a key role in establishing mathematical statistics and biostatistics departments at The University of North Carolina. Upon her retirement from North Carolina State University in 1960, Cox became the first head of the statistical research division at the newly founded RTI. She was a founding member of the International Biometric Society (IBS) and, in 1949, became the first woman elected into the International Statistical Institute. She served as

president of both the American Statistical Association (1956) and IBS (1968–1969). In 1975, she was elected to the National Academy of Sciences.

This year's award committee consists of Jonaki Bose, Michael Brick, and John Eltinge from WSS and Marcus Berzofsky, Phil Kott, and Krotki (chair) from RTI.

Past recipients include Sharon Lohr, Alan Zaslavsky, Tom Belin, Vance Berger, Francesca Domenici, Thomas Lumley, Jean Opsomer, and Michael Elliott.

### Roger Herriot Award

Nominations are being sought for the 2011 Roger Herriot Award for Innovation in Federal Statistics. The award is intended to reflect the special characteristics that marked Roger Herriot's career: dedication to the issues of measurement, improvements in the efficiency of data collection programs, and improvements and use of statistical data for policy analysis.

The award is not limited to senior members of an organization, nor is it to be considered a culmination of a long period of service. Individuals at all levels within federal statistical agencies, other government organizations, nonprofit organizations, the private sector, and the academic community may be nominated on the basis of their contributions.

The recipient will be chosen by a committee comprising representatives of the Washington Statistical Society and the Social Statistics and Government Statistics sections of the American Statistical Association. Herriot was associated with, and strongly supportive of, these organizations during his career. The award consists of a \$1,000 honorarium and a framed citation, which will be presented at a ceremony



Herriot

during the Joint Statistical Meetings in August. The Washington Statistical Society also will host a seminar given by the winner on a subject of his or her choosing.

Nomination packages should contain the following:

- A cover letter from the nominator that includes references to specific examples of the nominee's

contributions to innovation in methodology, procedure, organization, administration, or other areas of federal statistics (contributions need not have been made by or while a federal employee)

- Up to six additional letters of support that demonstrate the innovativeness of each contribution
- A current CV for the nominee, including contact information

Both individual and group nominations may be submitted. Committee members may consider nominations made for prior years, but they encourage resubmission of those nominations with updated information.

Previous award recipients include Joseph Waksberg, Monroe Sirken, Constance Citro,



from just  
\$495

**Power and Sample Size for Group Sequential Trials**

- D Power and sample size calculations for Two Means test, Two Proportions test and Log Rank test
- D Choice of four alpha spending functions, O'Brien-Fleming, Pocock, Hwang-Shih-DeCani and more
- D Plots of boundary values & plots of power vs sample size
- D Detail output statement Analysis of Alpha spending and power at each "look"
- D Special discount prices for nQuery Advisor users

---

STATISTICAL SOLUTIONS

Toll Free 1-800-262-1171      [www.statsolusa.com](http://www.statsolusa.com)



## 9th International Conference on Health Policy Statistics Cleveland, Ohio October 5–7

Focusing on advancing methods to improve health care through various studies and the quantitative analysis of data, ICHPS offers:

- Invited and contributed sessions
- Workshops intended to provide research training and career development in the methods, resources, and applications at the forefront of contemporary health policy research

See [www.amstat.org/meetings/ichps/2011](http://www.amstat.org/meetings/ichps/2011) for details.

Organized by the Health Policy Statistics Section of the ASA

Roderick Harrison, Clyde Tucker, Thomas Jabine, Donald Dillman, Jeanne Griffith, Daniel Weinberg, and David Banks.

For more information, contact Robert Fay, chair of the 2011 Roger Herriot Award Committee, at (240) 314-2318 or [BobFay@Westat.com](mailto:BobFay@Westat.com). Completed packages must be received by April 1. Electronic submissions in Microsoft Word or PDF format are strongly encouraged. Contact Fay to make arrangements to fax or mail a nomination.

### Young Researcher Award

The International Indian Statistical Association (IISA) is seeking nominations for two Young Researcher Award winners. The awards will honor an outstanding researcher in theory and one in applications. The recipients will have a birth date of January 1, 1966, or later and have made significant contributions to high-quality research (theory and methodology or applications) and education. Candidates must be an IISA member to be eligible.

Nominations should contain the following:

- A cover letter explaining the significance of the candidate's research contributions and specifying the area to be considered (theory and methods or applications)
- An updated CV
- Three letters of support

Nomination packages should be sent to M.B. Rao at [raomb@UCMAILUC.EDU](mailto:raomb@UCMAILUC.EDU) by February 28 (preferably as a PDF file). Awards will be presented at the IISA conference in Raleigh, North Carolina, to take place April 21–24. Plaques and prizes of \$250 will be given. ■

# sectionnews

## Biometrics

The Biometrics Section begins 2011 with a thank you to last year's section chairs and congratulations to this year's executive committee. The section also needs volunteers to chair sessions at this year's JSM in Miami Beach, Florida. If interested, contact the section's 2011 program chair, Tianxi Cai, at [tcai@hsph.harvard.edu](mailto:tcai@hsph.harvard.edu).

Applications are being accepted for the 2011 David P. Byar Young Investigator Award. For more information, visit [www.bio.ri.ccf.org/Biometrics/UpdateFeb2011.html](http://www.bio.ri.ccf.org/Biometrics/UpdateFeb2011.html).

For detailed information about the section's activities, visit the section news department online at <http://magazine.amstat.org/?cat=17>.

## Biopharmaceutical

The Biopharmaceutical Section will cosponsor the 2011 Midwest Biopharmaceutical Statistics Workshop (MBSW) at Ball State University in Muncie, Indiana, May 23–25. This year's theme is "Beyond Statistics: Delivery Is Key."

The workshop will begin with a half-day short course on adaptive clinical trial design and continue with afternoon plenary sessions. There will be four parallel tracks—clinical, discovery/pre-clinical, nonclinical, and post-approval—with sessions on Tuesday and Wednesday. Each session will be at least two hours in length with three to five speakers. Poster abstracts must be submitted by April 18.

The program and registration and hotel information are available at [www.mbswonline.com](http://www.mbswonline.com). For more information, visit <http://magazine.amstat.org/?cat=17>.

## Government Statistics

The National Household Travel Survey (NHTS)—a new data set released by the Department of Transportation—is of interest to Government Statistics Section members and statisticians. The NHTS has been conducted since 1969, and the most recent iteration—the 2009 NHTS—caps the data series that now includes 40 years of trends in travel behavior. The NHTS includes information about all modes of travel and for all purposes. In

addition to providing travel statistics, there is information about households, persons, vehicles, and travel day activities.

For details about the survey, visit the NHTS Topic Briefs at <http://nhts.ornl.gov> or read the section news online at <http://magazine.amstat.org/?cat=17>.

## Quality and Productivity

The 28th ASA Quality and Productivity Research Conference (QPRC) will be held at the Hotel Roanoke and Conference Center in Roanoke, Virginia, June 8–10. The goal of the conference is to improve the quality of products and services and the productivity of industries by identifying new application areas in which statistics can have a significant impact and by stimulating the research and development of better statistical methods. Statistical issues and research approaches drawn from collaborative research will be highlighted.

To contribute papers on these topics for presentation at the conference, submit title, authors, and a short abstract to [cp@qprc2011.org](mailto:cp@qprc2011.org). The deadline for abstract submission is March 28.

For details, visit [www.amstat-online.org/sections/qp/qprc/2011](http://www.amstat-online.org/sections/qp/qprc/2011) or *Amstat News* online at <http://magazine.amstat.org/?cat=17>.

## Statistics in Defense and National Security

The Section on Defense and National Security (SDNS) invites nominations for the Distinguished Achievement Award. This award is given to a member of the statistical community in recognition of an outstanding accomplishment or a record of sustained contributions at the intersection of the statistical profession and national defense or national security.

The award will be presented at the 2011 Joint Statistical Meetings in Miami Beach, Florida. Any member of the section is allowed to nominate. Electronic nominations are preferred and should be emailed to Patricia Jacobs at [pajacobs@nps.edu](mailto:pajacobs@nps.edu). The deadline for nomination is March 15.

For details about how to nominate a colleague, visit <http://magazine.amstat.org/?cat=17>. ■

To view section news in its entirety, visit <http://magazine.amstat.org>.

The following events are the latest additions to the ASA's online calendar of events. Announcements are accepted from education and not-for-profit organizations only. To view the complete list of statistics meetings and workshops, visit [www.amstat.org/dateline](http://www.amstat.org/dateline).

\* Indicates events sponsored by the ASA or one of its sections, chapters, or committees

## 2011

### March

#### 17–18—Finitely Presented Solvable Groups, New York, New York

For details, visit [rio.sci.ccny.cuny.edu/caissny.org/fpsg2011.php](http://rio.sci.ccny.cuny.edu/caissny.org/fpsg2011.php) or contact Mario Torres, 160 Convent Ave., New York, NY 10031; (212) 650-5167; [mtorres2@ccny.cuny.edu](mailto:mtorres2@ccny.cuny.edu).

### April

#### \*13—UPenn Annual Conference on Statistical Issues in Clinical Trials, Philadelphia, Pennsylvania

For more information, contact Donna Zikowitz, 421 Curie Blvd., Philadelphia, PA 19104; (215) 573-2728; [zikowitz@upenn.edu](mailto:zikowitz@upenn.edu).

### May

#### 2—Info-Metrics Across the Sciences, Washington, DC

For more information, visit [www.american.edu/cas/economics/info-metrics/workshop/index.cfm](http://www.american.edu/cas/economics/info-metrics/workshop/index.cfm) or contact Amos Golan, 4400 Massachusetts Ave. NW, Economics, Kreeger 104, Washington, DC 20016; (202) 885-3770; [info-metrics@american.edu](mailto:info-metrics@american.edu).

### June

#### 6–7—Risk and Extreme Values in Insurance and Finance, Lisbon, Portugal

For details, visit [www.rev2011.ceaul.fc.ul.pt](http://www.rev2011.ceaul.fc.ul.pt) or contact Isabel Fraga Alves, Bloco C6, Piso 4, Cidade

Universitária, Campo Grande, Lisboa, International 1749-016, Portugal; [isabel.alves@fc.ul.pt](mailto:isabel.alves@fc.ul.pt).

#### 6–9—3rd Nordic-Baltic Biometric Conference, Turku, Finland

For more information, visit [www.nbbc11.utu.fi](http://www.nbbc11.utu.fi) or contact Jaakko Nevalainen, Assistentinkatu 7, Turku, International 20014, Finland; [jaakko.nevalainen@utu.fi](mailto:jaakko.nevalainen@utu.fi).

#### 13–17—Statistical Challenges in Modern Astronomy V, University Park, Pennsylvania

For details, visit [astrostatistics.psu.edu/scma5](http://astrostatistics.psu.edu/scma5) or contact Eric Feigelson, Dept. of Astronomy & Astrophysics, 525 Davey Laboratory, University Park, PA 16802; (814) 865-0162; [edf@astro.psu.edu](mailto:edf@astro.psu.edu).

#### 19–24—The 35th Conference on Stochastic Processes and Their Applications (SPA 2011), Oaxaca, Mexico

For more information, visit [abalontico.matem.unam.mx/SPA/index.php](http://abalontico.matem.unam.mx/SPA/index.php) or contact Hans Lucas, P.O. Box 24070, Den Haag, International 2490 AB, The Netherlands; [spa2011@matem.unam.mx](mailto:spa2011@matem.unam.mx).

### August

#### 4–6—17th ISSAT International Conference on Reliability and Quality in Design, Vancouver, British Columbia

For details, visit [issatconferences.org](http://issatconferences.org) or contact Conference Secretary, P.O. Box 1504, Piscataway, NJ 08855; [rqd@issatconferences.org](mailto:rqd@issatconferences.org).

#### 17–19—IAOS Satellite Conference to the ISI World Statistics Congress, Belfast, United Kingdom

For more information, visit [isi.cbs.nl/images/2011IAOSBelfastSatelliteConf-Flyer.pdf](http://isi.cbs.nl/images/2011IAOSBelfastSatelliteConf-Flyer.pdf) or contact H. Lucas, P.O. Box 24070, Den Haag, International 2490 AB, The Netherlands; [IAOS2011@dfpni.gov.uk](mailto:IAOS2011@dfpni.gov.uk).

### October

#### 3—Philosophy of Information, Washington, DC

For details, visit [www.american.edu/cas/economics/info-metrics/workshop/workshop-2011-fall.cfm](http://www.american.edu/cas/economics/info-metrics/workshop/workshop-2011-fall.cfm) or contact Amos Golan, 4400 Massachusetts Ave. NW, Economics, Kreeger 104, Washington, DC 20016; (202) 885-3770; [info-metrics@american.edu](mailto:info-metrics@american.edu).

### November

#### 12—Information Theory and Shrinkage Estimation, Washington, DC

For details, visit [www.american.edu/cas/economics/info-metrics/workshop/workshop-2011-november.cfm](http://www.american.edu/cas/economics/info-metrics/workshop/workshop-2011-november.cfm) or contact Amos Golan, 4400 Massachusetts Ave. NW, Economics, Kreeger 104, Washington, DC 20016; (202) 885-3770; [info-metrics@american.edu](mailto:info-metrics@american.edu).

## 2012

### March

#### 30–31—Information and Econometrics of Networks, Washington, DC

For more information, visit [www.american.edu/cas/economics/info-metrics/workshop/workshop-2012-spring.cfm](http://www.american.edu/cas/economics/info-metrics/workshop/workshop-2012-spring.cfm) or contact Amos Golan, 4400 Massachusetts Ave. NW, Economics, Kreeger 104, Washington, DC 20016; (202) 885-3770; [info-metrics@american.edu](mailto:info-metrics@american.edu).

### July

#### 3–6—International Statistical Ecology Conference (ISEC) 2012, Oslo, Norway

For details, visit [www.cees.uio.no/news/2010/isec2012.html](http://www.cees.uio.no/news/2010/isec2012.html) or contact Carl Schwarz, Statistics and Actuarial Science, Burnaby, BC, V5A1S6, Canada; (778) 782-3376; [cschwarz@stat.sfu.ca](mailto:cschwarz@stat.sfu.ca).

#### \*28–8/2—2012 Joint Statistical Meetings, San Diego, California

For more information, contact ASA Meetings, 732 North Washington St., Alexandria, VA 22314; (888) 231-3473; [meetings@amstat.org](mailto:meetings@amstat.org). ■

To view the entire list of statistics meetings and workshops, visit [www.amstat.org/dateline](http://www.amstat.org/dateline).



## California

■ Department of statistics, University of California, Irvine invites applications for the position of assistant professor in residence/director of the Center for Statistical Consulting. The director oversees center operations, consults with clients, and works with statistics faculty to define the center's priorities. Qualifications: Applicants must hold or be near completion of a PhD degree in statistics, biostatistics, or a related field. For further information, see [www.ics.uci.edu/employment/employ\\_faculty.php](http://www.ics.uci.edu/employment/employ_faculty.php). The University of California, Irvine is an equal opportunity employer committed to excellence through diversity, has a National Science

Professional Opportunity listings may not exceed 65 words, plus equal opportunity information. The deadline for their receipt is the 20th of the month two months prior to when the ad is to be published (e.g., May 20 for the July issue). Ads will be published in the next available issue following receipt.

Listings are shown alphabetically by state, followed by international listings. Vacancy listings may include the institutional name and address or be identified by number, as desired.

Professional Opportunities vacancies also will be published on the ASA's website ([www.amstat.org](http://www.amstat.org)). Vacancy listings will appear on the website for the entire calendar month. Ads may not be placed for publication in the magazine only; all ads will be published both electronically and in print.

**Rates:** \$320 for nonprofit organizations (with proof of nonprofit status), \$475 for all others. Member discounts are not given. For display and online advertising rates, go to [www.amstat.org/ads](http://www.amstat.org/ads).

Listings will be invoiced following publication. All payments should be made to the American Statistical Association. All material should be sent to *Amstat News*, 732 North Washington Street, Alexandria, VA 22314-1943; fax (703) 684-2036; email [advertise@amstat.org](mailto:advertise@amstat.org).

Employers are expected to acknowledge all responses resulting from publication of their ads. Personnel advertising is accepted with the understanding that the advertiser does not discriminate among applicants on the basis of race, sex, religion, age, color, national origin, handicap, or sexual orientation.

Also, look for job ads on the ASA website at [www.amstat.org/jobweb](http://www.amstat.org/jobweb).



**TRAVELERS**

Statisticians play a major role in Travelers' core business by identifying pricing and redistributing risk. They also lead major work in general business functions such as marketing and operations.

### Statistician Career Opportunities

Our work spans the full range of statistical responsibilities including:

- Problem selection, simplification and prioritization
- Data identification, structuring and cleaning
- Statistical modeling using a wide-range of standard, advanced and research-level techniques
- Implementation, performance tracking and rapid-cycle improvement

Statisticians at all career stages are invited to apply.

**For more information contact Bill Kahn, VP of Analytics, at [wkahn@travelers.com](mailto:wkahn@travelers.com) or go to our website: [travelers.com/Careers](http://travelers.com/Careers).**

Travelers is an equal opportunity employer. We actively promote a drug-free workplace. © 2010 The Travelers Indemnity Company. All rights reserved.

Foundation Advance Gender Equity Program, and is responsive to the needs of dual-career couples.

### Indiana

■ Two faculty positions (level commensurate with experience/qualifications), division of biostatistics/IU School of Medicine. Duties include statistical research, collaborative research, and teaching. PhD in biostatistics, statistics, or related field required; practical experience preferred. Observational studies, imaging, or psychometrics expertise desirable. Excellent communication skills required. Competitive salary/excellent benefits. Send CV, research/teaching statements, 3 refs: Search Committee, Biostatistics, HS3000, 410 W. Tenth Street, Indianapolis, IN 46202-3012. Indiana University is an EEO/AA employer, M/F/D.

■ Senior faculty position (level commensurate with experience/qualifications), division of biostatistics/IU School of Medicine. Duties include statistical research, collaborative research, and teaching. PhD in biostatistics, statistics, or related field required. Excellent research record, experience directing student research, and excellent communication skills required. Competitive salary/excellent benefits. Send CV, research and teaching statements, 3 refs: Search Committee, Biostatistics, HS3000, 410 W. Tenth Street, Indianapolis, IN 46202-3012. Indiana University is an EEO/AA employer, M/F/D.

### Louisiana

■ Tulane University Department of Mathematics. Professor of practice in statistics. Non-tenure track, three years initially, renewable, beginning fall 2011 pending administrative approval. Require PhD in statistics/mathematics, strong commitment to undergraduate statistics education. Send CV and three recommendations addressing teaching to Statistics Search Committee, Mathematics Department, Tulane University, New Orleans, LA 70118. Or apply via *MathJobs.org*. Tulane University is an Affirmative Action/Equal Opportunity/ADA Employer that is



## VICTORIA UNIVERSITY OF WELLINGTON

Victoria University delivers internationally-acclaimed results in teaching and research, as well as programmes of national significance and international quality.

As one of Wellington's largest and most established employers, we're committed to providing our staff with opportunities for rewards, recognition and development, all within a dynamic and inclusive culture where innovation and diversity are highly valued.

### SENIOR LECTURER/ASSOCIATE PROFESSOR IN STATISTICS

**School of Mathematics, Statistics and Operations Research**  
Wellington, New Zealand

Applications are invited for the position of Senior Lecturer/Associate Professor in Statistics within the Statistics and Operations Research Group of the School of Mathematics, Statistics and Operations Research. The School wishes to make an appointment in "Statistics" with a preference for someone with a teaching and research record in any of the areas of mathematical, computational, applied or spatial statistics, demography, biostatistics or actuarial science.

The appointee will be expected to undertake research, and to be committed to excellent and innovative teaching and research supervision. Proficiency in statistical computing and ability to teach statistics at undergraduate and graduate level are expected.

The School of Mathematics, Statistics and Operations Research offers programmes in the disciplines of Mathematics, Statistics and Operations Research. Research strengths in statistics and operations research are in time series analysis, multivariate statistics, statistical bioinformatics, categorical data analysis, asymptotic theory of empirical and point processes, stochastic modeling, Bayesian statistical methods, biometrics and statistics education. The Statistics and Operations Research Group is an active and stimulating research environment. It has longstanding links with the wider statistical community in Wellington.

**Applications close 18 February 2011**

Victoria University of Wellington is an EEO employer and actively seeks to meet its obligations under the Treaty of Waitangi.

For more information and to apply online visit

<http://vacancies.vuw.ac.nz>

Reference A421-10E



# LearnSTAT OnDemand

The ASA's Popular Web-Based Learning Program Is Now Available  
**Anytime, Anywhere**

Enjoy previously recorded web-based lectures on an on-demand, pay-per-view basis.

Each two-hour webinar features top statisticians discussing their specialties.

Available topics include:

- Bayesian clinical trials
- Stratified analysis
- Survey research methods

Please visit [www.amstat.org/learnstatondemand](http://www.amstat.org/learnstatondemand) for the full catalog and to register.

## Faculty Position in Biostatistics Group Health Research Institute, Seattle, WA

The Group Health Research Institute (GHRI) is seeking candidates for a faculty position in Biostatistics at the Assistant, Associate, or Senior level. The biostatistician will have the opportunity to collaborate with behavioral science, epidemiological and health services researchers in a variety of areas including behavioral medicine, behavioral health, cancer, women's health, preventive care, complementary and alternative medicine, and other research areas relevant to improving health and health care. Successful candidates are expected to collaborate with GHRI investigators, as well as pursue independent research.

GHRI ([www.grouphealthresearch.org/](http://www.grouphealthresearch.org/)) is an internationally recognized academic research organization that primarily conducts federally funded clinical, epidemiologic, and health services research. The faculty includes 33 doctorate-level investigators (including 7 doctorate-level biostatisticians), 10 masters-level biostatisticians, and 12 masters/doctorate-level research associates. GHRI and surrounding research centers are part of a vibrant statistical community. Current areas of statistical research conducted at GHRI include biased sampling schemes, longitudinal and clustered data analysis, evaluation of diagnostic and screening tests, microsimulation modeling, spatial statistics, multistate disease modeling, latent class analysis, and methods for drug/vaccine safety and effectiveness studies. GHRI is affiliated with Group Health Cooperative ([www.ghc.org](http://www.ghc.org)), a non-profit, consumer-governed, integrated health care organization and an affirmative action/equal opportunity employer.

Applicants should have a PhD in Biostatistics, Statistics, or equivalent field, excellent oral and written communication skills, and a strong interest in active collaboration on public domain interdisciplinary research. Experience with mixed models, missing data, causal inference, and survival analysis are desired. Appointees will be encouraged to explore affiliation with the Department of Biostatistics at the University of Washington once established at GHRI.

Review of applications will continue until the position is filled. Submit letter of interest, CV, and three letters of recommendation at <http://www.ghc.org/careers/publicEmployment.html> (job# 102181).



## NORC at the UNIVERSITY OF CHICAGO *Innovative solutions in research and technology*

NORC conducts high quality social science research in the public interest from its headquarters at the University of Chicago and from its offices in Chicago, IL, Washington, DC, Bethesda, MD, and Berkeley, CA.

We conduct research in economics, demographics, education and child development, health, substance abuse, mental health, justice, and survey quality both in the U.S. and internationally. We offer full-service survey design and operations as well as strengths in analysis, information technology, and technical assistance. NORC supports the research needs of government in the U.S. and abroad, international donor agencies, foundations, academic researchers, and private organizations.

NORC is actively seeking statisticians, survey methodologists, statistical programmers, data managers, survey directors, and social scientists with advanced training or experience in survey research or survey operations. New staff will be based in our Chicago, IL or Washington, DC offices. To learn more about NORC and to apply for employment, visit our website at:

<http://www.norc.org/careers>

NORC is an affirmative action, equal opportunity employer that values and actively seeks diversity in the workforce.

CAMBRIDGE

## New and Forthcoming Titles in Statistics!

### Numerical Methods of Statistics

John F. Monahan

Cambridge Series in Statistical and  
Probabilistic Mathematics

\$120.00: Hb: 978-0-521-19158-6: 480 pp.  
\$55.00: Pb: 978-0-521-13951-9

2nd  
Edition!

### Negative Binomial Regression

Joseph M. Hilbe

"Students, developers, and practitioners  
in this area will all want to have this  
thorough guide close at hand. The wealth of  
theory and extensive applications using 'real'  
data sets and contemporary software will  
provide a crucial resource for their research."  
—William Greene, *New York University*

\$85.00: Hb: 978-0-521-19815-8: 550 pp.

2nd  
Edition!

### Optimal High-Throughput Screening

Practical Experimental Design and Data  
Analysis for Genome-Scale RNAi Research

Xiaohua Douglas Zhang

\$99.00: Hb: 978-0-521-51771-3: 216 pp.  
\$39.99: Pb: 978-0-521-73444-8

### Statistical Learning for Biomedical Data

James D. Malley, Karen G. Malley,  
Sinisa Pajevic

Practical Guides to Biostatistics and Epidemiology

\$105.00: Hb: 978-0-521-87580-6: 312 pp.  
\$48.00: Pb: 978-0-521-69909-9

### Quantitative Risk Assessment The Scientific Platform

Terje Aven

\$57.00: Hb: 978-0-521-76057-7: 216 pp.

### An Elementary Introduction to Mathematical Finance

Sheldon M. Ross

\$60.00: Hb: 978-0-521-19253-8: 328 pp.

3rd  
Edition!

### The Elements of MATLAB Style

Richard K. Johnson

\$19.99: Pb: 978-0-521-73258-1: 184 pp.

### Probability and Mathematical Genetics

Papers in Honour of Sir John Kingman

Edited by N. H. Bingham, C. M. Goldie

CONTRIBUTORS: J. F. C. Kingman, David J. Aldous,  
G. K. Ambler, B. W. Silverman, A. D. Barbour, S. Tavaré,  
J. D. Biggins, N. H. Bingham, A. J. Ostaszewski, D.  
J. Daley, Aurèle Delaigle, Peter Hall, Peter Donnelly,  
Stephen Leslie, Warren J. Ewens, Geoffrey A. Watterson,  
Alexander Gnedin, Chris Haulk, Jim Pitman, C. M.  
Goldie, R. Cornish, C. L. Robinson, Peter J. Green, D. R.  
Grey, R. C. Griffiths, D. Spanò, Geoffrey Grimmett, P. H.  
Baynes, V. H. Hoang, J. R. Norris, K. C. Zygakakis, F. P.  
Kelly, R. J. Williams, W. S. Kendall, V. Shecherbakov, S.  
Volkov, P. Whittle, David Williams

London Mathematical Society Lecture Note Series

\$80.00: Pb: 978-0-521-14577-0: 546 pp.

Prices subject to change.



CAMBRIDGE  
UNIVERSITY PRESS

www.cambridge.org/us/statistics  
800.872.7423

# Possibilities and Probabilities

If working in an environment that values individuality and diversity and allows you to innovate, engage in problem solving, and achieve your professional goals appeals to you, then the Census Bureau is the place for you.

## Your work as a Mathematical Statistician at the Census Bureau

- Design sample surveys and analyze the data collected.
- Design and analyze experiments to improve survey questionnaires and interview procedures.
- Improve statistical methods for modeling and adjustment of seasonal time series.
- Perform research on statistical methodology that will improve the quality and value of the data collected.
- Publish research papers and technical documentation of your work

## Requirements

- U.S. citizenship
- Bachelor's, Master's or Ph.D with at least 24 semester hours in math and statistics (see website for more specifics on required coursework)

Apply at [www.census.gov](http://www.census.gov), click on Jobs@census,  
Headquarters and NPC Employment Opportunities,  
Mathematical Statistician

**The U.S. Census Bureau is an Equal Opportunity Employer.**

U S C E N S U S B U R E A U  
Helping You Make Informed Decisions

U.S. Department of Commerce,  
Economics and Statistics Administration,  
U.S. Census Bureau

# SHOPASA



## SAVE 10%

on your first purchase by entering **ASASTORE** at checkout.

Visit the ASA's online marketplace at [www.amstat.org/asastore](http://www.amstat.org/asastore)

committed to increasing the diversity of its faculty. We therefore encourage applications from underrepresented groups.

### Michigan

■ Assistant Professor of Statistics. Department of statistics at Western Michigan University in Kalamazoo, Michigan, has a tenure-track rank assistant professor position beginning August 2011. The department has particular interest in candidates with research interests in statistics or biostatistics. Interested candidates should apply online at [www.wmich.edu/hr/careers-at-wmu.html](http://www.wmich.edu/hr/careers-at-wmu.html). Inquiries may be made to [stat-search@wmich.edu](mailto:stat-search@wmich.edu). EOE.

■ Postdoctoral Fellowship in Statistical Reinforcement Learning at the University of Michigan. This position will involve research on methods for constructing and evaluating sequential, clinical, decisionmaking policies (dynamic treatment regimes) using experimental trial data. To apply for this position, please send your CV and a statement of your interests to Susan Murphy, [stat-posting@umich.edu](mailto:stat-posting@umich.edu), Department of Statistics, University of Michigan, Ann Arbor, MI 48109-1107. Women and minorities are encouraged to apply. The University of Michigan is supportive of the needs of dual-career couples and is an equal opportunity/affirmative action employer.

■ University of Michigan Biostatistics Department and Cancer Center has a research track faculty position beginning fall 2011. Candidates will be expected to undertake methodology research and collaborate in cancer research. Information available: [www.sph.umich.edu/biostat](http://www.sph.umich.edu/biostat). Contact chair of Cancer Biostatistics Search Committee, Dept. of Biostatistics, 1415 Washington Heights, Ann Arbor, MI 48109-2029. Email [aprileh@umich.edu](mailto:aprileh@umich.edu). EOE/AA.

### Ohio

■ The Ohio State University Statistics Department: Assistant Director, SSES Program ([www.stat.osu.edu/~sSES](http://www.stat.osu.edu/~sSES)). This is a

[www.westat.com](http://www.westat.com)

## Survey Sampling Statistician

EOE

Westat is an employee-owned corporation headquartered in the suburbs of Washington, DC (Rockville, Maryland). We provide statistical consulting and survey research to the agencies of the U.S. Government and to a broad range of business and institutional clients. With a strong technical and managerial staff and a long record of quality research, Westat has become one of the leading survey research and statistical consulting organizations in the United States.

Our company was founded in 1961 by three statisticians. The current staff of more than 2,000 includes over 60 statisticians, as well as research, technical, and administrative staff. In addition, our professional staff is supported by data collection and processing personnel situated locally and in field sites around the country. The work atmosphere is open, progressive, and highly conducive to professional growth.

Our statistical efforts continue to expand in areas such as the environment, energy, health, education, and human resources. Westat statisticians are actively involved in teaching graduate-level courses in statistical methods and survey methodology in collaborative arrangements with area colleges and universities.

We are currently recruiting for the following statistical position:

### Survey Sampling Statistician

Job Code DRM/3233BR

Position available for a survey sampling statistician with 3 or more years of relevant experience. Responsibilities include sample design and selection, power calculations, frames development, weighting including nonresponse adjustment and benchmarking, imputation, and variance estimation. Must have a master's or doctoral degree in statistics and have very good writing skills. Coursework in sample survey design is highly desirable.

Westat offers excellent growth opportunities and an outstanding benefits package including life and health insurance, an Employee Stock Ownership Plan (ESOP), a 401(k) plan, flexible spending accounts, professional development, and tuition assistance. To apply, go to [www.westat.com/jobs](http://www.westat.com/jobs) and enter **3233BR** in the space provided.



An Employee-Owned  
Research Corporation®

The ASA invites you to help with our  
**member get a  
member campaign**



**get involved:**  
[www.amstat.org/mgm](http://www.amstat.org/mgm)

Every time someone you refer joins, you will receive a **\$10 gift certificate\*** good for any ASA product or service.

\*Because student memberships are drastically discounted, student referrals—while welcome—are not eligible for the \$10 certificate.



## Statistical Methods for Very Large Datasets Conference

Johns Hopkins University  
Baltimore, Maryland  
June 1-3, 2011



The Department of Biostatistics at the Johns Hopkins Bloomberg School of Public Health organizes a 3-day conference on the Statistical and Computational Analysis of Very Large Data Sets. The conference is scheduled from June 1-3, 2011 and will be hosted in beautiful, downtown Baltimore, Maryland, USA at the InterContinental Harbor Court Hotel. The conference has a one-track session for invited presentations featuring a distinguished panel of experts. It also has a high profile session for contributed poster presentations for which abstracts are currently being solicited. A panel discussion will attempt to define what large data sets are, anticipate new challenges, and identify possible solutions. Women, minorities and persons with disabilities are especially encouraged to apply and participate in the Conference. In particular travel awards will be designated for women, racial/ethnic minorities and persons with disabilities, and other individuals who have been traditionally underrepresented in science to promote representation from these groups in accordance with their representation in Biostatistics. Poster submission: send a title and a one page poster abstract to Jeff Leek ([jleek@jhsph.edu](mailto:jleek@jhsph.edu)). Other inquiries: contact Ciprian Crainiceanu ([ccrainic@jhsph.edu](mailto:ccrainic@jhsph.edu)) or Risha Zuckerman ([rzuckerm@jhsph.edu](mailto:rzuckerm@jhsph.edu)). Early bird registration fees (before 02/01/2011): \$170 for general registration and \$50 for students. For more information visit the conference website: <http://www.regonline.com/builder/site/Default.aspx?eventid=757633>

**SMITH  
HANLEY**  
an inVentiv health company


*Recruitment Specialists since 1980*

*Statistics  
Biostatistics  
Modeling  
Epidemiology*

Contract Staffing: Mishka Symonette 800-684-9921  
[msymonette@smithhanley.com](mailto:msymonette@smithhanley.com) [smithhanleyconsulting.com](http://smithhanleyconsulting.com)

Permanent Placement: Barbara Day 800-989-5627  
[bday@smithhanley.com](mailto:bday@smithhanley.com) [smithhanley.com](http://smithhanley.com)

**BRIDGING  
TALENT & OPPORTUNITY**

an inVentiv health  company



## School of Public Health

The Department of Epidemiology and Biostatistics at the Drexel University School of Public Health is seeking to expand its program in biostatistics. Drexel is a top-50 private research university and, for 2011, has been ranked as the second “up-and-coming school” in the nation by *U.S. News & World Report*. The School of Public Health is the only accredited school of public health in Philadelphia and the Department, which now includes 13 tenured or tenure-track faculty, has recently added a Biostatistics Service Center and an MS degree program in Biostatistics. The following positions are available:

### Full or Associate Professor in Biostatistics

Candidates should be proven scholars with strong publication records and substantive research experience as well as seasoned educators who have taught a variety of statistics courses and mentored graduate students. Individuals with a range of applied and methodological areas of interest and expertise will be considered. The successful candidate will be expected to provide direction and leadership to biostatistics research and training in the Department. The position is a tenured or tenure-track faculty line.

### Assistant Professor in Biostatistics (two position openings\*)

Candidates should have a doctoral degree in biostatistics or statistics, a publication record in their field, and some teaching experience. The positions involve scholarship through applied and/or methodological research. Collaboration with Department and School faculty as well as researchers throughout the University will be encouraged. Candidates with a variety of applied and methodological areas of interest will be considered. The positions are tenure-track and also involve teaching and academic advising in support of the School's graduate degree programs.

Apply online at [www.drexeljobs.com](http://www.drexeljobs.com). Use “biostatistics” as a key word in the Search Postings area and select the appropriate position. Please complete the short on-line application and also submit your C.V. and a cover letter describing your interests, background, and qualifications online.

Questions/inquiries can be addressed to:

Craig J. Newschaffer, Ph.D.

Chair, Department of Epidemiology & Biostatistics

[cnewscha@drexel.edu](mailto:cnewscha@drexel.edu)

\* One position is pending final approval.

Drexel University is an equal opportunity/affirmative action employer.

[publichealth.drexel.edu](http://publichealth.drexel.edu)

non-tenure track, academic-year appointment as assistant director of the Program in Spatial Statistics and Environmental Statistics (SSES) in the department of statistics. Requires a PhD in statistics and a demonstrated interest in research administration, statistical research, and teaching. Applicants must apply at [www.jobsatosu.com](http://www.jobsatosu.com); search postings and enter job requisition #354290. To build a diverse work force, Ohio State encourages applications from minorities, veterans, women, and individuals with disabilities. Flexible work options available. EEO/AA Employer. Ohio State is an NSF Advance Institution.

### Pennsylvania

■ Possible tenure-track, lecturer, visiting positions. Collegial environment emphasizing disciplinary and cross-disciplinary research and teaching. All areas of statistics welcome. Joint appointments possible with other units in the Pittsburgh area. See [www.stat.cmu.edu](http://www.stat.cmu.edu) (email: [hiring@stat.cmu.edu](mailto:hiring@stat.cmu.edu)). Send CV, research papers, relevant transcripts, and three recommendation letters to Faculty Search Committee, Statistics, Carnegie Mellon University, Pittsburgh, PA 15213. Application screening begins immediately, continues until positions closed. Women and minorities are encouraged to apply. AA/EOE. ■

# Looking for a Job?

Visit the ASA JobWeb—a targeted job database and résumé-posting service.  
[www.amstat.org/jobweb](http://www.amstat.org/jobweb)

## SENIOR FELLOW

The National Opinion Research Center (NORC), one of the nation's most respected social science research organizations, seeks a new Senior Fellow to join its team of world class experts in survey research and methodology. This is an exceptional opportunity for a first rate statistician to join an organization recognized as a scientific leader, to contribute to a broad range of major projects with national impact, and to help advance the state-of-the-art in social science research.

Founded in 1941, and affiliated with the University of Chicago, NORC is at the vanguard of large-scale survey research organizations and a pioneering center of innovative social science research in the public interest. Its success derives directly from its unique character as an eminent academic research center and a soundly-run business. Over the last decade, NORC has experienced strong revenue growth, significant operational improvement, and broad market expansion. Today, NORC is in its strongest position ever as it continues to advance the scholarly and methodological aspects of survey research and analysis with expansive national and global impact.

Reporting to the Executive Vice President, Survey Research, the Senior Fellow is a highly visible technical leadership role with impact and influence across NORC and its broad portfolio of social science work. The Senior Fellow contributes to the statistical integrity of NORC's projects, ensuring high data quality and methodological rigor. In collaboration with senior fellows, statisticians and methodologists, project directors, and other organizational leaders, the Senior Fellow provides intellectual guidance to large and complex research engagements at all stages, from proposal and survey design to data analysis and interpretation. At the same time, the Senior Fellow conducts cutting-edge research and will build her/his individual research portfolio, identifying critical areas in statistics to investigate and securing external funds to support this endeavor.

The successful candidate will therefore be an experienced professional who has directed large-scale statistical research efforts, has experience in design and execution of research projects which involve extensive primary data collection, and has demonstrated success in developing new business and/or attracting funding for new initiatives. Additionally, those candidates with proven managerial experience are encouraged to apply and will be considered for an administrative leadership role within the Division.

Isaacson, Miller, a national executive search firm, has been retained to assist NORC in this important recruitment. All inquiries, nominations/referrals, and resumes with cover letters, should be sent electronically and in confidence to: **Vivian Brocard, Vice President, Ponneh A. Varho, Senior Associate, Isaacson, Miller, E-mail: 3968@imsearch.com**

*NORC is an affirmative action, equal opportunity employer that values and actively seeks diversity in the workforce.*

To learn more about NORC, please visit [www.norc.org](http://www.norc.org).



## Better. Together.™

At Capital One®, we're looking for a few bold intellectuals who aren't afraid to drive breakthrough innovation and challenge conventional thinking. Are you ready to make your mark? If so, we've got a place for you.

Our Statisticians influence strategy for one of the largest banks in the U.S. Here, you'll find a dynamic, challenging and collaborative environment. Capital One provides diversified financial services products in a fast-changing market. To manage the risks and reap the rewards, we need your unique mix of talents, insights and passions.

**Now hiring Statisticians in the following locations:** Richmond, Virginia · McLean, Virginia · Plano, Texas

[www.capitalone.com/careers](http://www.capitalone.com/careers)

We are an equal opportunity employer committed to diversity in the workplace. We promote a drug-free work environment. If you require an accommodation to apply for a U.S. employment opportunity, please contact Recruiting at 1-800-304-9102.








# Moody's Mega Math Challenge

## \$100,000 in SCHOLARSHIP PRIZES!



Challenge weekend:  
March 5-6, 2011

Real-world applied math-modeling competition open to high school juniors and seniors from Maine through Florida.

- Form a team of students with one teacher-coach.
- Submit a solution to the realistic modeling problem.
- Participation is FREE— no entrance or participation fees.

# M3Challenge.siam.org

Organized by **siam.**  
Society for Industrial and Applied Mathematics

Funded by THE MOODY'S FOUNDATION



High schools located in the following states and district are eligible to participate in the M<sup>3</sup> Challenge: Connecticut, Delaware, Florida, Georgia, Maine, Maryland, Massachusetts, New Hampshire, New Jersey, New York, North Carolina, Pennsylvania, Rhode Island, South Carolina, Vermont, Virginia, Washington, D.C., and West Virginia.



The National Association of Secondary School Principals has placed this program on the NASSP National Advisory List of Student Contests and Activities for 2010-2011.

# AMSTATNEWS

## ADVERTISING DIRECTORY

Listed below are our display advertisements only. If you are looking for job-placement ads, please see the professional opportunities section. For more job listings or more information about advertising, please visit [www.amstat.org](http://www.amstat.org).

### misc. products and services

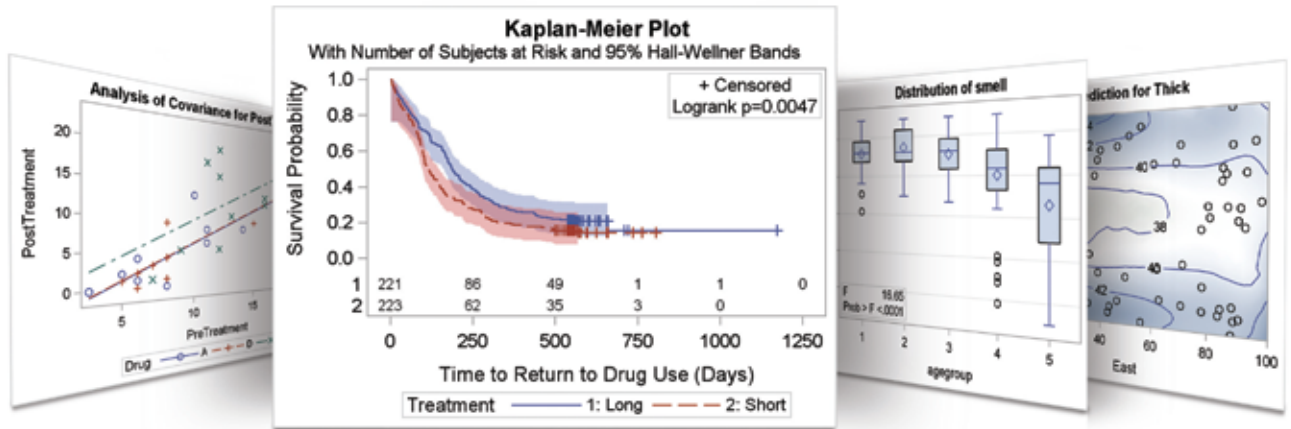
Colorado State University .....	p. 17
Springer .....	p. 20

### professional opportunities

Cambridge University Press .....	p. 42
Capital One .....	p. 46
Drexel University .....	p. 45
Group Health Research Institute .....	p. 41
Johns Hopkins Bloomberg School of Public Health .....	p. 44
NORC .....	p. 41, 46
Smith Hanley .....	p. 44
Travelers Companies .....	p. 39
U.S. Census Bureau .....	p. 42
Victoria University of Wellington .....	p. 40
Westat .....	p. 43

### software

Cytel Inc. ....	p. 24
JMP, a business unit of SAS .....	cover 4
Minitab Inc. ....	centerfold
NCSS .....	p. 28
Salford Systems .....	p. 26
SAS .....	cover 3
Statistical Solutions .....	p. 35
StatSoft .....	cover 2



What if you could produce hundreds of statistical graphics automatically?

You can. With statistical graphics from SAS.

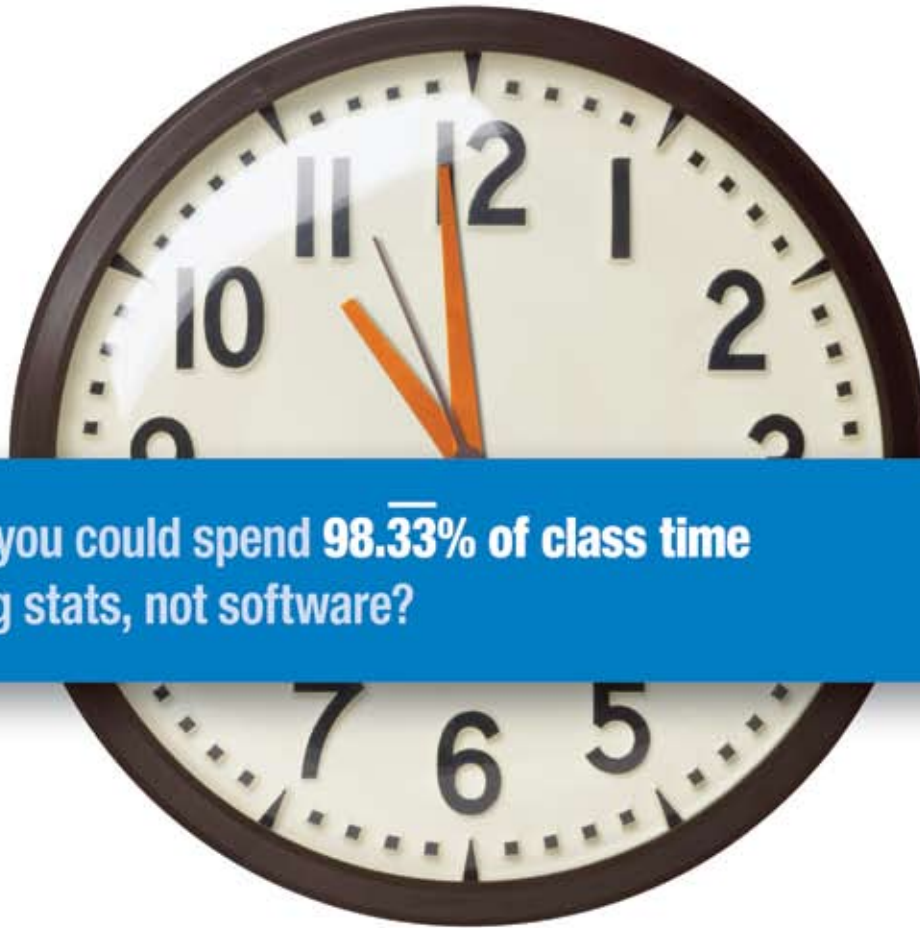
With ODS Statistical Graphics in SAS® 9.2 you get the right graphs for your analysis. And these graphs are created as automatically as tables. You can modify your plots programmatically or with a point and click editor.

► [support.sas.com/odsgraphics](http://support.sas.com/odsgraphics)  
 See for yourself



**JMP® Statistical Discovery. From SAS.**

Exploratory Data Analysis | Design of Experiments | Business Visualization | Interactive Data Mining  
Visual Six Sigma | Modeling | Quality Improvement | Statistics | Analytical Application Development



What if you could spend **98.33%** of class time  
teaching stats, not software?

You can. JMP makes statistical discovery fun.

Like no other software, JMP helps professors and students explore data easily, dynamically and visually.

▶▶ [www.jmp.com/teach](http://www.jmp.com/teach)  
for 10 reasons to switch  
from SPSS to JMP

