

December 2013 • Issue #438

AMSTATNEWS

The Membership Magazine of the American Statistical Association • <http://magazine.amstat.org>



Nominations Sought for ASA Fellow

*Committee offers advice
for solid nominations*


BONUS
ASA Calendar
Celebrating 175 Years

ALSO:

Help Celebrate the 175th
Enter the Talent Competition

PStat and You?

Let the Celebrations Begin:
ASA Enters 175th Year



STATISTICA HP

High Performance, Massively Parallel,
In-Memory Processing of *HUGE* Data.



Extract Clean Analyze Identify Predict

Making the
World More
Productive.®



StatSoft

Headquarters: StatSoft, Inc. • 2300 East 14 Street • Tulsa, OK 74104 • USA • +1 (918) 749-1119 • info@statsoft.com • www.statsoft.com

Australia: StatSoft Pacific Pty Ltd.
Brazil: StatSoft South America Ltda.
Bulgaria: StatSoft Bulgaria Ltd.
Chile: StatSoft South America Ltda.
China: StatSoft China

Czech Rep.: StatSoft Czech Rep. s.r.o.
France: StatSoft France
Germany: StatSoft GmbH
Hungary: StatSoft Hungary Ltd.
India: StatSoft India Pvt. Ltd.

Israel: StatSoft Israel Ltd.
Italy: StatSoft Italia srl
Japan: StatSoft Japan Inc.
Korea: StatSoft Korea
Netherlands: StatSoft Benelux

Norway: StatSoft Norway AS
Poland: StatSoft Polska Sp. z o.o.
Portugal: StatSoft Iberica Ltd.
Russia: StatSoft Russia
S. Africa: StatSoft S. Africa (Pty) Ltd.

Spain: StatSoft Iberica Ltd.
Sweden: StatSoft Scandinavia AB
Taiwan: StatSoft Taiwan
UAE/Egypt: StatSoft Middle East
United Kingdom: StatSoft Ltd.

© Copyright StatSoft, Inc. 2004-2013. StatSoft and STATISTICA are trademarks of StatSoft, Inc.

AN00121101

AMSTATNEWS

DECEMBER 2013 • ISSUE #438

Executive Director

Ron Wasserstein: ron@amstat.org

Associate Executive Director and Director of Operations

Stephen Porzio: steve@amstat.org

Director of Programs

Lynn Palmer: palmner@amstat.org

Director of Science Policy

Steve Pierson: pierson@amstat.org

Director of Education

Rebecca Nichols: rebecca@amstat.org

Managing Editor

Megan Murphy: megan@amstat.org

Production Coordinators/Graphic Designers

Melissa Muko Gotherman: melissa@amstat.org

Kathryn Wright: kathryn@amstat.org

Publications Coordinator

Val Nirala: val@amstat.org

Advertising Manager

Claudine Donovan: claudine@amstat.org

Contributing Staff Members

Pam Craven • Rebecca Nichols • Naomi Friedman

Amstat News welcomes news items and letters from readers on matters of interest to the association and the profession. Address correspondence to Managing Editor, *Amstat News*, American Statistical Association, 732 North Washington Street, Alexandria VA 22314-1943 USA, or email amstat@amstat.org. Items must be received by the first day of the preceding month to ensure appearance in the next issue (for example, June 1 for the July issue). Material can be sent as a Microsoft Word document, PDF, or within an email. Articles will be edited for space. Accompanying artwork will be accepted in graphics file formats only (.jpg, etc.), minimum 300 dpi. No material in WordPerfect will be accepted.

Amstat News (ISSN 0163-9617) is published monthly by the American Statistical Association, 732 North Washington Street, Alexandria VA 22314-1943 USA. Periodicals postage paid at Alexandria, Virginia, and additional mailing offices. POSTMASTER: Send address changes to *Amstat News*, 732 North Washington Street, Alexandria VA 22314-1943 USA. Send Canadian address changes to APC, PO Box 503, RPO West Beaver Creek, Rich Hill, ON L4B 4R6. Annual subscriptions are \$50 per year for nonmembers. *Amstat News* is the member publication of the ASA. For annual membership rates, see www.amstat.org/join or contact ASA Member Services at (888) 231-3473.

American Statistical Association
732 North Washington Street
Alexandria, VA 22314-1943 USA
(703) 684-1221 • FAX: (703) 684-2037

ASA GENERAL: asainfo@amstat.org

ADDRESS CHANGES: addresschange@amstat.org

AMSTAT EDITORIAL: amstat@amstat.org

ADVERTISING: advertise@amstat.org

WEBSITE: <http://magazine.amstat.org>

Printed in USA © 2013
American Statistical Association



The American Statistical Association is the world's largest community of statisticians. The ASA supports excellence in the development, application, and dissemination of statistical science through meetings, publications, membership services, education, accreditation, and advocacy. Our members serve in industry, government, and academia in more than 90 countries, advancing research and promoting sound statistical practice to inform public policy and improve human welfare.

features

- 3 President's Corner
- 5 Help Celebrate the 175th Enter the Talent Competition
- 5 Nominations Wanted for Statistical Reporting Award
- 7 PStat and You?
- 9 SAMSI Offers Two New Programs for 2014-2015
- 10 Nominations Sought for ASA Fellow Committee offers advice for solid nominations
- 12 Contest Created for New JSE Logo
- 12 Conference Planned to Celebrate Malay Ghosh's 70th Birthday
- 13 Nominations Sought for ASA President-Elect and Vice President Candidates

columns

14 SCIENCE POLICY What? Me Worry? What to Do About Privacy, Big Data, and Statistical Research

This column is written to inform ASA members about what the ASA is doing to promote the inclusion of statistics in policymaking and the funding of statistics research. To suggest science policy topics for the ASA to address, contact ASA Director of Science Policy Steve Pierson at pierson@amstat.org.



Lane

Contributing Editor

Julia Lane is a senior managing economist at the American Institutes for Research, a professor of economics at BETA University of Strasbourg CNRS, Chercheur, Observatoire des Sciences et des Techniques, Paris, and a professor at Melbourne Institute of Applied Economics and Social Research, University of Melbourne. She is the chair of the ASA's Committee on Privacy and Confidentiality.



Stodden

Victoria Stodden is an assistant professor of statistics at Columbia University. She developed the award-winning reproducible research standard and serves on the ASA's Committee on Privacy and Confidentiality. She is a member of the National Science Foundation's Advisory Committee on Cyberinfrastructure and the Mathematics and Physical Sciences Directorate Subcommittee on Support for the Statistical Sciences.

15 175 Let the Celebrations Begin: ASA Enters 175th Year

The ASA will celebrate its 175th anniversary in 2014. In preparation, column "175"—written by members of the ASA's 175th Anniversary Steering Committee and other ASA members—will chronicle the theme chosen for the celebration, status of preparations, activities to take place, and, best yet, how you can get involved in propelling the ASA toward its bicentennial.



Wasserstein

Contributing Editor

Ron Wasserstein is the ASA's executive director and president of Kappa Mu Epsilon National Mathematics Honor Society. Previously, he was vice president for academic affairs at Washburn University.

Online Articles

The following articles in this issue can be found online at <http://magazine.amstat.org>.

Submissions are being accepted for the **2014**

Biopharmaceutical Section student paper awards.

These awards (\$1,000 for first place, \$600 for second place, and \$400 for third) will be presented during the section's open business meeting at JSM 2014. Winners will present their papers during one of the contributed paper sessions at JSM and are encouraged to attend the meeting. The deadline is December 15. Visit <http://stattrak.amstat.org/2013/11/01/biopharmaceuticaltravelaward2013> for information.

In his article **"Statistical Science: The Intel Inside of Science,"** ASA Director of Science Policy Steve Pierson looks at President Obama's choice for the next director of the National Science Foundation and discusses three compelling reasons to one day have a statistician head the agency. Visit <http://magazine.amstat.org> to read more.

In the article **"Changing Our Culture: Perspectives from Young Faculty,"** authors Genevera Allen and Jeffrey Leek talk about changes in the discipline and how they affect junior faculty in statistics and biostatistics departments. To read the article, visit <http://magazine.amstat.org>.

The field of statistics has had to adapt for its entire life. In his article, **"A True Revolution in Statistics,"** Hunter Glanz looks at how statisticians can improve the perception of statistics while the discipline undergoes noticeable changes. Visit <http://magazine.amstat.org> to read more.

Theresa Utlaut, **Quality and Productivity Section** chair, looks back on the very productive year, which included the International Year of Statistics celebration. To read more, visit the *Amstat News* website at <http://magazine.amstat.org/blog/category/membernews/amstatsections/quality-and-productivity>.

The **Section on Physical and Engineering Sciences** invites you to submit papers for presentation at the 58th Fall Technical Conference, to be held October 2–3, 2014, in Richmond, Virginia. If you are interested in presenting an applied or expository paper, visit <http://magazine.amstat.org/blog/category/membernews/amstatsections/physical-and-engineering-sciences> for details.

Visit the **ASA Calendar of Events**, an online database of statistical happenings across the globe. Announcements are accepted from educational and not-for-profit organizations. To view the complete list of statistics meetings and workshops, visit www.amstat.org/dateline.

Many of the **sections and committees** sponsor events and host workshops and meetings. For details about these events and other news, make sure you visit our section, chapter, and committee pages online at <http://magazine.amstat.org>.

columns

16 STATtr@k

10 Tips for Securing a Summer Internship

STATtr@k is a column in *Amstat News* and a website geared toward people who are in a statistics program, recently graduated from a statistics program, or recently entered the job world. To read more articles like this one, visit the website at <http://stattrak.amstat.org>. If you have suggestions for future articles, or would like to submit an article, please email Megan Murphy, *Amstat News* managing editor, at megan@amstat.org.



Gulley

Contributing Editor

Erika Gulley is the talent acquisition specialist at SAS Institute.

departments

17 education

2014 Internships

Professional Development Opportunities at JMM 2014

Second eCOTS on Tap for Spring

Winners Announced for Best STEW/Census at School Lesson

Applications Being Accepted for Summer Course

29 meetings

JSM 2014: Call for Contributed Abstracts

member news

31 People News

32 Awards and Deadlines

34 Professional Opportunities



Follow us on Twitter @AmstatNews



Join the ASA Community
<http://community.amstat.org/Home>



Like us on Facebook

Taking Stock of an Unforgettable Year

About a year ago, right after the 2012 presidential election, I sat down to write my first *Amstat News* column. Statistics was in the news almost daily, owing to the spot-on predictions of the election outcome by Nate Silver and others. As president-elect, I had formulated three presidential initiatives with the help of the ASA Board of Directors, which were already under way. The International Year of Statistics was almost upon us. My calendar for 2013 was packed with trips—the first in early January to speak at an International Year kick-off event in Belgium. If one was lucky enough to be elected ASA president, being elected 2013 president was luckier still—the opportunities presented by the International Year to advocate for our discipline and association were unprecedented.

It's hard to believe that the International Year and my term as president are already coming to a close. By all accounts, the International Year has been a resounding success. A phenomenal website (www.statistics2013.org) highlighting the contributions of our field. More than 2,200 participating organizations holding events and undertaking outreach activities almost daily. The capstone Future of the Statistical Sciences Workshop, which I will be attending, charting a course for the future.

Throughout this International Year, I have had the privilege of not only traveling extensively to speak to many of our 19,000 members, but—thanks to the efforts of ASA staff members Steve Pierson, Jeff Myers, Lynn Palmer, and Ron Wasserstein—promoting statistical science to the media and science policy leaders in the federal government and at funding agencies. And I have had the opportunity to see not only my initiatives evolve, but to undertake a major new one with my fellow presidents Bob Rodriguez and Nat Schenker.

My first initiative is one I hope will continue in perpetuity: enhancing the visibility of statistics among our fellow scientists through the American

Association for the Advancement of Science (AAAS - www.aaas.org), the world's largest general scientific society. As I discussed in my April column (http://magazine.amstat.org/blog/2013/04/01/prescolumn4_2013), AAAS CEO Alan Leshner noted his impression that most scientists view statistics not as a science but as a “bag of tools.” I took that comment as a call to action and asked a workgroup led by officers of AAAS Section U on statistics to undertake a campaign to address it.

A major pillar of that campaign is encouraging statisticians to join AAAS, as do scientists in numerous other fields, and, through increasing participation and engagement, dispel the spirit of Leshner's comment. During my travels, I've been excited to hear how many of you have taken up this call, and I hope that even more of you will.

And I'm delighted to report that, in September, Steve, Jeff, Ron, and I paid a follow-up visit to Leshner. We thanked him for challenging us to change this perception and apprised him of our efforts. Most interesting was Leshner's report that his daughter, who has since studied finance, loves statistics and has even considered pursuing a PhD. He was enthusiastic about our progress and offered to highlight the importance of statistics in his many appearances at scientific meetings and events. Leshner encouraged us to work toward raising the profile of statistics in the AAAS's journal *Science* (www.sciencemag.org) by submitting articles and advocating for an increased role for statisticians in its editorial process.

Fortuitously, immediately following that meeting, we moved to another with new *Science* editor Marcia McNutt and several of her senior editors. We could not have received a more enthusiastic reception. McNutt and her staff asked for the ASA's help with encouraging greater involvement of statisticians in *Science*. They recognize the critical role of statistics in reproducible research and would like



Marie Davidian

Serving as ASA president is a unique opportunity to learn of the remarkable breadth of our profession.

to recruit more expert statisticians as reviewers and members of the Board of Reviewing Editors (www.sciencemag.org/site/about/editorial_board.xhtml). We are compiling a list of interested members; please contact me if you would like to be included.

McNutt is keen to see statisticians submit perspectives and articles, and she suggested a *Science*-ASA collaboration on tutorials highlighting trends in statistical methodology. When we pointed out the disheartening *Science* convention of placing statistical content under the heading “Mathematics,” as with Brad Efron’s Perspectives piece on Bayes’ theorem (<http://bit.ly/1buCUaE>) in the June 7, 2013, issue, she promised a dedicated “Statistics” heading henceforth. Continued discussions are planned.

My second initiative unfolded at JSM 2013 in Montréal, where four ASA sections participated in a pilot of SPEED sessions, a mechanism focused on reducing the number of concurrent sessions. As reported by 2013 JSM Program Chair Bhramar Mukherjee (<http://magazine.amstat.org/blog/2013/10/01/jsm-13-highlights>), evaluations of this new format were overwhelmingly positive, and SPEED sessions will be held again in 2014 in Boston.

A workgroup of ASA members chaired by Lance Waller has been hard at work on my third initiative and is finalizing a white paper discussed in my February column (<http://bit.ly/1e3CY1I>). This report, “Recruitment, Training, and Placement to the Profession of Statistics: The Evolving ‘Pipeline,’” documents current and future needs for statisticians and opportunities and challenges for attracting and training the next generation. The report offers a series of recommendations and will be available on the ASA website next year.

One recommendation is connected to expanded engagement with the data science community—a theme Bob, Nat, and I are addressing with our Big Data initiative, which we announced in June (<http://bit.ly/1858b3n>). The three projects we outlined are either completed or well under way. Short courses on text analytics will be held at both

the 2014 Conference on Statistical Practice (www.amstat.org/meetings/csp/2014/onlineprogram/index.cfm?SessionTypeID=152) and JSM 2014 (www.amstat.org/meetings/jsm/2014). We have invited prominent data scientists in the technology and business sectors to meetings with ASA representatives in spring 2014 with the goal of enhancing our understanding of the statistical skills needed in data science. And we have appointed a workgroup that will develop recommendations on graduate statistics curriculum development toward preparing our students to work in data science applications. Stay tuned for updates on the outcomes of these projects.

Beyond these formal initiatives, Steve, Jeff, Ron, Lynn, and other ASA staff are continually identifying opportunities to raise awareness of our discipline. Jeff continues to recruit ASA members to contribute to the ASA’s Huffington Post blog ([www.huffingtonpost.com/american-statistical-association](http://huffingtonpost.com/american-statistical-association)). Steve has arranged meetings with science leaders; one he and I met, Suzanne Iacono, deputy assistant director of the NSF Directorate for Computer and Information Science and Engineering, revealed her strong support for collaborations between computer scientists and statisticians and hopes it will lead to a workshop devoted to that theme next year. As Steve notes in the November issue, “Influencing Federal Research Funding Policy—White Papers?” (<http://bit.ly/1aEBF4f>), we are exploring the potential of white papers generated by the statistical community to influence science policy and funding priorities. And so on.

Serving as ASA president is a unique opportunity to learn of the remarkable breadth of our profession and work with amazing people committed to its betterment. I cannot thank 2012 ASA President Bob Rodriguez enough for his advice, wisdom, and friendship and Ron, Steve, Jeff, Lynn, the wonderful ASA staff, and fellow board members for their dedication to our discipline. With Ron at the helm, our association could not be in better hands. And I am thrilled to hand over the gavel to my friend Nat Schenker—Nat’s long history of ASA service makes him the ideal leader during 2014, the 175th year of our association.

And it has been a privilege to meet so many of you, whose volunteer efforts are key to the ASA’s mission. Thank you for the honor of serving as your president.



CAMBRIDGE

E-books
Available
for most
titles!

NEW AND FORTHCOMING TITLES IN STATISTICS!

Analysis of Multivariate and High-Dimensional Data

Inge Koch

Cambridge Series in
Statistical and Probabilistic Mathematics

\$89.00; Hb: 978-0-521-88793-9 400 pp.

Second Edition

Applied Longitudinal Data Analysis for Epidemiology

A Practical Guide

Jos W. R. Twisk

\$130.00; Hb: 978-1-107-03003-9 333 pp.

\$65.00; Pb: 978-1-107-69992-2

Bayesian Filtering and Smoothing

Simo Särkkä

Institute of Mathematical Statistics Textbooks

\$99.00; Hb: 978-1-107-03065-7 254 pp.

\$36.99; Pb: 978-1-107-61928-9

Stochastic Networks

Frank Kelly and Elena Yudovina

Institute of Mathematical Statistics Textbooks

\$99.00; Hb: 978-1-107-03577-5 160 pp.

\$36.99; Pb: 978-1-107-69170-4

Now in Paperback!

Large-Scale Inference

Empirical Bayes Methods for
Estimation, Testing, and Prediction

Bradley Efron

Institute of Mathematical Statistics Monographs

\$39.99; Pb: 978-1-107-61967-8 280 pp.

Genomic Clinical Trials and Predictive Medicine

Richard M. Simon

Practical Guides to Biostatistics and Epidemiology

\$110.00; Hb: 978-1-107-00880-9 153 pp.

\$39.99; Pb: 978-1-107-40135-8

Preventing and Treating Missing Data in Longitudinal Clinical Trials

A Practical Guide

Craig H. Mallinckrodt

Practical Guides to Biostatistics and Epidemiology

\$99.00; Hb: 978-1-107-03138-8 180 pp.

\$36.99; Pb: 978-1-107-67915-3

Measuring and Reasoning

Numerical Inference in the Sciences

Fred L. Bookstein

\$75.00; Hb: 978-1-107-07415-1 544 pp.

Prices subject to change



CAMBRIDGE
UNIVERSITY PRESS

www.cambridge.org/statistics

800.872.7423

@cambUP_maths

Help Celebrate the 175th Enter the TALENT COMPETITION

Calling all singers, dancers, comedians, actors, actresses, and everything in between. ASA's Got Talent is looking for YOU!

In celebration of our 175th anniversary, we will be having a talent show to creatively honor the study and practice of statistics. Engaging our members, celebrating our past, and energizing our future are the themes for this event.

To enter, fill out the form and submit a video of no longer than five minutes at www.amstat.org/asa175. While the entries must have a statistical theme, they will be interpreted broadly by the judges. Any element of a statistical theme will be considered, including costumes, settings, and props. All videos must be submitted by January 15; up to eight finalists will be notified in February and given the opportunity to perform LIVE at JSM in Boston.

The talent show will take place during the 175th Anniversary Celebration on Tuesday evening. Finalists will perform their talent and compete for the grand prize package that includes a complimentary year of ASA membership. There also will be a best online submission prize for the finalists unable to perform at JSM.

You must be an ASA member to participate. To read detailed submission instructions or send in your video, visit www.amstat.org/asa175. Any questions can be directed to Talent@amstat.org. ■



NOMINATIONS WANTED for Statistical Reporting Award


The committee on Excellence in Statistical Reporting is accepting nominations for its 2014 award. The award is designed to encourage and recognize members of the communications media who have best displayed an informed interest in the science of statistics and its role in public life. The award can be given for a single statistical presentation or for sustained worthy contributions. Consideration shall be given to the following:

- Correctness, clarity, fairness, brevity, and professionalism of the communications
- Importance, relevance, and overall effectiveness in impacting the intended audience
- Effect on the growth and national or regional exposure of statistics
- Appreciation and emphasis of the statistical aspects of a particular issue or event
- Excellent coverage of research on statistics or statistical issues

For additional information, send an email to mortkm2@yahoo.com or visit <http://bit.ly/HTOmSW>.

**SAVE
25%**

Chapman & Hall/CRC Handbooks of Modern Statistical Methods



Catalog no. K15384, July 2013
656 pp., ISBN: 978-1-4665-5566-2
\$99.95 / £63.99
Also available as an eBook


NEW!

Handbook of Survival Analysis

Edited by

John P. Klein,
Hans C. van Houwelingen,
Joseph G. Ibrahim, and
Thomas H. Scheike

With chapters written by leading researchers in the field, this handbook presents modern techniques and research problems in lifetime data analysis. It helps statisticians pick the best statistical method to analyze their survival data experiment. Accessible to a wide range of readers, the book gives a complete overview of the current status of survival analysis and should inspire further research in the field.



Catalog no. C7287, March 2010
619 pp., ISBN: 978-1-4200-7287-7
\$109.95 / £69.99
Also available as an eBook

Handbook of Spatial Statistics

Edited by


Alan E. Gelfand, Peter J. Diggle,
Montserrat Fuentes, and
Peter Guttorp

"I very strongly recommend this book for anyone working in spatial statistics at any level. The writing styles are all concise, informative, and even somewhat entertaining given the topic constraints. The editors have done a masterful job of organization and chapter authorship selection."

—Technometrics, May 2012

"... a very useful reference book for spatial statistics."

—Journal of the American Statistical Association, December 2011



Catalog no. C6587, August 2008
632 pp., ISBN: 978-1-58488-658-7
\$109.95 / £69.99
Also available as an eBook


Longitudinal Data Analysis

Edited by

Garrett Fitzmaurice,
Marie Davidian, Geert Verbeke,
and Geert Molenberghs

"Coupled with an abundance of examples, the book guides the practitioner about when to apply one method as opposed to another. The book has remarkable breadth and contains material that would likely be new even to those that analyze longitudinal data on a regular basis. ... a useful supplement to the library of anyone who analyzes this type of data."

—Journal of the American Statistical Association, June 2010



Catalog no. C7941, May 2011
619 pp., ISBN: 978-1-4200-7941-8
\$104.95 / £66.99
Also available as an eBook

Handbook of Markov Chain Monte Carlo

Edited by

Steve Brooks, Andrew Gelman,
Galin L. Jones, and Xiao-Li Meng

"... the Handbook might play, for the next decade or so at least, more or less the same role played by MCMC in Practice in the mid 90s. More precisely, the Handbook is bound to provide theoretical and practical guidance to Bayesian researchers and practitioners (and why not non-Bayesians alike) ..."

—Biometrics, September 2013

"... a remarkable book ... Any newcomer to the field will appreciate the thoughtful collection of articles, all written by well-known people in the field (including some pioneers of MCMC), but also experts will find new aspects ..."

—International Statistical Review, 2012

Call for Editors

Would you be interested in editing a handbook for the *Handbooks of Modern Statistical Methods Series*? Contact Publisher Sunil Nair at sunil.nair@tandf.co.uk to discuss your idea. We have projects currently in development covering subjects such as missing data, design of experiments, cluster analysis, mixed membership models, and discrete-valued time series.

Use promo code **MZM30** when ordering online to **SAVE 25%**.

WWW.CRCPRESS.COM



CRC Press
Taylor & Francis Group

PStat and You?

Three longtime members of the ASA share their thoughts about PStat accreditation. JERI MULROW is acting deputy director for the National Center for Science and Engineering Statistics, a federal statistical agency within the National Science Foundation. SAM GARDNER is a senior research scientist at Eli Lilly and Company, but was employed at SAS Institute when he received accreditation. JOHN BAILER is distinguished professor and chair of the department of statistics at Miami University.



Why did you apply for the PStat accreditation?

JERI: Before I joined NSF, I worked at Ernst & Young—a large accounting firm—as a statistical consultant. I was often asked if I had credentials other than my degree, such as something like a CPA (certified public accountant), that could provide additional assurances about my statistical work. Because of that, I volunteered to be on the ad hoc and then on the standing committee on accreditation. I applied as part of those efforts. I wanted to be sure the process was reasonable. Now, I feel strongly that this is a major initiative of the ASA.

SAM: For me, the number-one reason was to promote myself and gain recognition for nearly two decades of professional work as a statistician. I also felt the accreditation approach and process was reasonable and I looked forward to getting an external look at my background by my peers.

JOHN: While this was not strictly necessary for my job as a university professor, I decided to apply for PStat accreditation in support of what I believed to be an important initiative of the ASA. In addition, I wanted to go through the process so I could understand it in order to promote this as a future option for current students and staff members who are not in the tenure

track. Finally, the reduced fees for participating in continuing education associated with accreditation were an attraction for me.

What do you see as the benefits of being accredited?

JERI: I see three major benefits. The first benefit is to me. It is an honor to be recognized by my peers as an Accredited Professional Statistician. The second is to the profession of statistics. Statistics is a great field and contributes significantly in many important areas. We see it, but do others? I believe accreditation raises the profile of the profession. The third is to the association. ASA is the second-oldest continuously operating professional association in the country, with more than 18,000 members. I see accreditation as a member benefit. It can help attract new members, to draw in or draw back statisticians who are not currently members.

SAM: Some of the accreditation benefits include reduced fees for selected conferences and training, which I appreciate. The PStat reception at JSM was really nice this year, too! For me, personally, the main benefit is that it gives my background and experience a “stamp of approval” that I can use when I work with new customers.

JOHN: Statistics is practiced by individuals from a broad set of disciplines. The PStat accreditation provides a means for the ASA to recognize statistical practitioners who perform at a technical level, who effectively communicate their work, and who have embraced a high ethical standard of practice. An obvious and direct benefit associated with accreditation is the discounted registration fees for conferences such as the Conference on Statistical Practice and discounted fees for short courses and tutorials.

Was it hard to apply?

JERI: The hardest part for me was the cover letter. I was not sure what to include, what format to put it in, or how much detail to provide. I usually keep my résumé up to date, so that was not as much of an issue. It took me a bit of time to pull all the pieces together (such as my transcript, work products, references) and to submit the package. I did it over the course of several weekends.

SAM: The actual process of putting together the PStat application was not very difficult, but it did take some time. The only challenge I felt during the process of building my portfolio was that I had changed employers in the previous five years, and much of what I felt was my “significant” work as a statistician was performed at my previous workplace.

If you are having trouble getting references, get involved in an ASA committee, section, or chapter.

I was unable to use any of the work products I had made in my previous employment (due to confidentiality reasons) and could not receive any professional references from my colleagues at my former employer (due to corporate HR policies). Fortunately, I had made several external presentations, led tutorials at software user groups, and even written on statistical topics

for a professional society newsletter. All of these helped to fill my portfolio with relevant and contemporary work products.

JOHN: It wasn't too hard to get the application materials together. The cover letter took time since I needed to frame my work in the context of the accreditation requirements. Since I keep my curriculum vitae current, this component was not a problem. I needed to think about what projects were best illustrative of my work products.

Do you have any helpful hints for anyone interested in applying for PStat accreditation?

JERI: If you are thinking of applying, start pulling the pieces

together. It might not be so hard. If you are unsure, ask questions of the committee members or a fellow PStat. If you are having trouble getting references, get involved in an ASA committee, section, or chapter. If you are having trouble providing work products, talk to the accreditation committee chair for assistance. Just do it!

SAM: Be involved externally. Give public presentations and tutorials on statistical topics. Serve as a volunteer on an ASA committee with your local section or chair a conference session. Publish and present your work in public forums. There are several examples available at www.amstat.org that you can read to give you a feel for what is in a typical application.

JOHN: I echo the thoughts of my colleagues—find a way to engage with your statistical colleagues in the ASA. From a more nuts-and-bolts perspective, I have a few suggestions. Keep your résumé/curriculum vitae up to date. Think about your role and contributions to projects. Look at the criteria for PStat accreditation (having advanced statistical training and knowledge, having experience in applying statistical expertise competently, maintaining appropriate professional development, agreeing to abide by ethical standards of practice, and being able to communicate effectively) and begin to note how you satisfy these criteria. I recommend drafting a document where you list out the criteria as sections and you begin to populate these sections with ideas. With all of this in place, you will have the raw materials for completing your accreditation application. ■

CELEBRATING **30** YEARS OF STATISTICAL SOFTWARE INNOVATION

NCSS⁹
Statistical Analysis
and Graphics Software **New Release!**

PASS¹²
Sample Size Software **New Release!**

Learn more at
ncss.com

NCSS
Statistical Software

(800) 898-6109
sales@ncss.com

SAMSI Offers Two New Programs for 2014–2015

The Statistical and Applied Mathematical Sciences Institute (SAMSI) recently announced it will offer two new programs in 2014–2015 to integrate applied mathematicians and statisticians with other scientific disciplines to further research in bioinformatics and ecology.

One program, “Beyond Bioinformatics, Statistical, and Mathematical Challenges,” will look at the statistical and mathematical challenges arising in the analysis of genomic and related data with the goal of addressing relevant biological questions. As genomic and related data are growing more complex, novel methods need to be developed to help with data synthesis and analysis to answer previously inconceivable questions about biological processes. This program will focus on the following:

- Statistical pre-processing of emerging high-throughput data
- Dependence in high-dimensional data, in particular multivariate discrete counts
- Integration of multi-omics data
- Modeling dynamics of mixtures such as populations of cells, variants, and meta-genomics
- Big Data and machine learning for addressing ‘omic issues

Program leaders for the program include Alexander Alekseyenko of the NYU School of Medicine, Karin Dorman of Iowa State University, Nick Hengartner of Los Alamos National Laboratory, Susan Holmes of Stanford University, Katerina Kechris of the University of Colorado-Denver, Shili Lin of The Ohio State University, Dan Nettleton of Iowa State University, and Hongyu Zhao of Yale University.

The other SAMSI program is “Mathematical and Statistical Ecology,” which will bring together statisticians, mathematicians, and theoretical ecologists to study and develop the interactions among different approaches ecological modeling has developed. One approach is that theoretical ecologists have developed mathematical models that are analyzed using traditional tools of applied mathematics, such as partial differential equations and dynamical systems. These models are then used to look at resilience, tipping points, or other ecological properties. A second approach, typically used by statisticians and data

analysts, involves sophisticated statistical tools such as Bayesian hierarchical models that are applied to large spatio-temporal datasets, but often these models are developed without the detailed consideration of nonlinear dynamics. Some of the topics that will be explored through the year include the following:

- Critical thresholds and tipping points
- Resilience of ecological systems, leading indicators
- Multi-scale and multivariate statistical method
- Climate and biodiversity
- Implications for public policy

There is also likely to be a joint working group between the programs on landscape genomics.

Program leaders for “Mathematical and Statistical Ecology” include Philip Dixon of Iowa State University, Lou Gross of the University of Tennessee and NIMBioS, Jennifer Hoeting of Colorado State University, Mevin Hooten of Colorado State University, Lea Jenkins of Clemson University, Claire Lunch of the National Ecological Observatory Network, Ron McRoberts of the U.S. Forest Service, Jay Ver Hoef of NOAA, and Linda Young of the National Agricultural Statistics Service.

There are many opportunities for people to be involved with the SAMSI programs. Financial support is available for visiting researchers to be a resident at SAMSI for one month to one year. Several postdoctoral positions are funded for each SAMSI program. Young researchers have special opportunities to participate that typically have a one-year appointment. Workshops and working groups give many people the opportunity to collaborate with others on research projects and to network with their peers. Dedicated workshops will allow graduate and upper-level undergraduate students to learn about the latest research and applications in the statistical and mathematical sciences. All involved researchers will get chances to broaden their interests and skill sets, participate in cutting-edge interdisciplinary projects, and make new connections. New researchers and members of under-represented groups are especially encouraged to participate.

To find out more about either of these research programs, or to apply, visit www.samsi.info. ■



Nominations Sought for ASA Fellow

Committee offers advice for solid nominations

The ASA Committee on Fellow invites you to nominate colleagues for the award of “Fellow of the ASA.” Nomination packages must be submitted online by 3 p.m. March 1, 2014.

There are many statisticians who are worthy of nomination based on their contributions to the profession, association, and society at large. As impressive as the nominees are, not all can be honored in a given year. Successful nominations are those that are sufficiently impressive to the committee, which is limited to selecting a maximum of about 60 (one-third of 1% of the membership) of roughly 100 nominations per year. Nominees’ reputations do not necessarily speak for themselves. The nomination packet and supporting letters play a critical role in selection.

Following are a few suggestions to increase the chance of success for your nominee:

1. Become familiar with the information posted at www.amstat.org/awards/fellows.cfm.
2. Submit early to avoid snags due to heavy last-minute traffic on the submission site.
3. Describe only those activities that can be supported by contributions.
 - Present accomplishments, innovations, and evidence of leadership; documentation of presence or of a name on a roster is not enough.
 - Explain the impact of the contribution. What has this nominee done that is new, outstanding, or creative? Has the nominee made the world a better place? Why has their teaching been noteworthy? How have their papers changed the theory or practice of statistics?

What has been the importance and impact of the application of their work? What did they achieve that was noteworthy in an influential administrative position?

4. Make it easy on committee members to find the strength in the nomination. Section IX is the heart of the nomination, used to describe the nominee’s contributions to the profession in six broad areas; see www.amstat.org/fellows/nominations/pdfs/PreviewofNominationForm.pdf for details.
 - In Section IX, reference the supporting letters by synthesizing or expanding upon the comments in the letters.
 - Add ASA contributions (if any) in Section IX.F of the form.
 - It is not necessary to complete all parts of Section IX. If some part is not applicable, skip it. If some part deserves mention but not elaboration, make the point briefly.
5. Present your nominee to good advantage.
 - Line up your supporting letter writers early. An individual can only nominate or support a maximum of two nominees a year, so the nominator should obtain the commitment of the strongest supporters before they have made other obligations.
 - Use the space. Besides the discussion in Section IX by the nominator, the packet may include letters from up to four other persons.
 - Show the nominee’s breadth. The nominator should try to elicit supporting letters from

persons who have varying perspective on the nominee to avoid presenting the committee with multiple letters emphasizing the same few points.

- Make sure letters are written for the ASA Fellow award.
 - Tighten up the CV, if appropriate.
6. Read the nomination form carefully to note changes from previous years (i.e., the description of Section IX, Parts A and B).

If you plan to nominate someone, the committee recommends you start early and take the time to compile an impressive and convincing package.

Nomination Form Changes: Section IX, Parts A and B

A. Statistical Applications, Data Collection, and Statistical Consultation: Effectiveness and Results

Parts A and B (below) are designed for contributions in areas such as business, industry, regulatory agencies, major federal statistical agencies health services, non-federal government, legal matters, and public and private research organizations. Section A addresses the effectiveness of the candidate's consulting experiences and the results of those consultations.

Excellence need not be related to the complexity of the statistical techniques employed, but should be in the insights provided and the impact of the work. Examples of contributions appropriate for this section include, but are not limited to, addressing the following questions:

- Have the clients' needs been met routinely and exceeded often?
- Has the consultant been routinely effective in persuading a client to adopt appropriate statistical designs, methods, or reporting?
- Has the candidate provided the solutions to successfully address the project objectives?
- Is the candidate a strong and respected *leader* on the project team?
- What *impact* has work had on the organization or broader society?

Also, contributions may be important even if the "results" of the effort were not those desired (e.g., a statistician who saves a corporation money by helping to stop the development of an ineffective or unsafe product may be providing highly effective consulting advice, even if the "results" of the experiment or trial are negative). As appropriate, reference relevant publications (not necessarily in statistical

2014 ASA Committee on Fellows

Katherine Monti (chair)

Sudipto Banerjee

Linda Gage

Susan Hinkins

Ming-Xiu Hu

J. Jack Lee

Jeri Mulrow

Stephen Ruberg

Stephanie Shipp

journals) and document acclaim within the candidate's organization or beyond. If confidentiality issues are a concern, indicate this, but be as specific as possible under the circumstances.

B. Statistical Applications, Data Collection, and Statistical Consultation: Processes and Methods

Parts A (above) and B are designed for contributions in areas such as business, industry, regulatory agencies, major federal statistical agencies health services, non-federal government, legal matters, and public and private research organizations. Section B addresses the contributions of the nominee to *processes and methods* relating to the practice of statistics, including the introduction of statistical methods into new problem areas.

Excellence in activities in this category is evidenced by responsibility for development and design of studies, by innovations of procedures, and by efficiency improvements. Examples of contributions appropriate for this section include, but are not limited to, design of improved sampling schema for large governmental surveys, improved data collection processes with important impact on an organization, effective championship on the use of statistical methods in a "statistically naïve" corporation, development of a measure that has been widely adopted as an assessment tool in an applied field (e.g., medicine, psychology, chemistry, education, forestry, meteorology, law, marketing, finance), development and/or successful implementation of innovative experimental designs, documented establishment of efficiency improvement, and identification and contributions to a new statistical problem. As appropriate, reference relevant publications (not necessarily in statistical journals) and document acclaim within the candidate's organization or beyond. If confidentiality issues are a concern, indicate this, but be as specific as possible under the circumstances. ■

CONTEST Created for New *JSE* Logo



Original logo created by E. Jacquelin Dietz



Current logo created by Tom Short, second *JSE* editor

As the *Journal of Statistics Education* (*JSE*) celebrates its 20th anniversary, we are excited to announce a contest to design a new logo. According to *JSE* founding editor, E. Jacquelin Dietz, the original logo was designed to represent a stylized open book.

Tom Short, the second *JSE* editor, redesigned the logo in 2001 (making its appearance in Volume 9 of *JSE*), creating the colorful version that serves as the current logo.

The time has come for a new logo, and we seek your help in creating it.

Design Criteria

We would like a logo (and/or word mark) that captures the essence of *JSE*. Ideally, the redesigned logo would incorporate or build upon the ideas conveyed in the original logo, but that is not an essential criterion for consideration. To learn more about *JSE*, visit www.amstat.org/publications/jse and read through the *JSE* mission statement.

Submissions will be judged on their aesthetic quality and ability to capture the spirit of *JSE*.

Judging

A small group of current and former *JSE* Editorial Board members will judge the logos submitted. The person who creates the winning logo will receive a cash prize equivalent to the ASA member cost of registration for the 2014 Joint Statistical Meetings in Boston. If no logo is chosen as a winner in this first round of competition, we will resume the contest until we choose one.

Submissions and Questions

Questions and submissions can be sent to *JSE* Editor Michelle Everson at jse@umn.edu. Entries should be received no later than January 15, 2014, at 11:55 p.m. U.S. Eastern Time. Decisions regarding the entries will be made by February 15, 2014. Note that the person who designs the winning logo will need to sign a contract giving the American Statistical Association full rights to the logo. ■

Conference Planned to Celebrate Malay Ghosh's 70th Birthday

Gauri S. Datta, Partha Lahiri, and David Nickerson

A conference to celebrate Malay Ghosh's 70th birthday will take place May 29–31, 2014, at the Marriott Inn & Conference Center on the campus of the University of Maryland, College. The conference, titled “Frontiers of Hierarchical Modeling in Observational Studies, Complex Surveys, and Big Data,” will have plenary talks from world-renowned scientists and junior researchers. It will be a showcase of the diverse areas to which Ghosh has made profound contributions.

Ghosh earned a bachelor's and master's in statistics from Calcutta University in 1962 and 1964, respectively, and a PhD in statistics from The University of North Carolina at Chapel Hill under the supervision of P. K. Sen in 1969. He is a Fellow of both the ASA and Institute of Mathematical Statistics and an elected member of the International Statistical Institute. He has authored more than 250 refereed publications and co-authored two books. Additionally, he has given guidance to about 50 students for their PhD dissertations. He is a distinguished professor in the department of statistics at the University of Florida.

Contributors may present a paper or poster on a variety of topics, including empirical and hierarchical Bayes, hierarchical models, small area estimation, case-control studies and choice-based sampling, nonparametrics, Bayesian approaches to statistical machine learning and data mining, empirical likelihood, and sequential analysis. Send a Microsoft Word or LaTeX file of the title and abstract (max. 300 words) of your talk indicating your choice for the type of contributed session (i.e., regular contributed session, poster session plus three-minute oral presentation, or poster only) to Yan Li at yli@survey.umd.edu by February 14, 2014. Abstracts will be accepted on a first-come, first-served basis, subject to a favorable review and space constraints.

The conference is jointly sponsored by the Joint Program in Survey Methodology, Institute of Mathematical Statistics, Washington Statistical Society of the American Statistical Association, and National Agricultural Statistics Service of the U.S. Department of Agriculture.

For a list of invited speakers, registration information, and details about the meeting, visit www.jointprogram.umd.edu/ghosh.

COMMITTEE ON NOMINATIONS

Nominations Sought for ASA President-Elect and Vice President Candidates

Steven Cohen, 2014 Committee on Nominations Chair

As a member of the ASA, you recognize the importance of leadership in our diverse, complex, and multidisciplinary field. You and all fellow ASA members deserve visionary leaders who can ensure our discipline has a voice at the table where appropriate, whether it is in academia, business or industry, research firms, government, or nonprofit organizations. This is why we need your input.

Nominations are being sought for ASA president-elect and vice president candidates for the 2015 election year, with terms beginning January 1, 2016. Yes, the 2014 elections have yet to be held, but the Committee on Nominations needs time to evaluate nominations for these critical positions.

The president-elect will be nominated from government (federal, state, local, foreign) and the vice president from academia. Think about your colleagues and associates who are members of the ASA and would make good candidates for these positions. Think about members who have helped run a conference or are active in your section or chapter. Then, nominate your choice by emailing committee chair Steven Cohen at scohen@ahrq.gov or Pam Craven, ASA executive secretary, at pamela@amstat.org. Forward as much information about your nominee as possible (though this is optional). We will research each candidate thoroughly and discretely.

The deadline for nominations is February 1, 2014. Questions and suggestions may be directed to Cohen. ■



March 5-7, 2014 | Santa Fe, New Mexico
Exploring Data-Focused Research across the Department of Energy

Join us for the second **Conference on Data Analysis**, bringing together statisticians and other data researchers from across the Department of Energy national laboratories and their collaborators from academia and industry.

Call for Posters: Deadline February 3, 2014
Present your data-focused work at the CoDA 2014 poster session!

Visit cnls.lanl.gov/coda for more information and to register.



SCIENCE POLICY

What? Me Worry? What to Do About Privacy, Big Data, and Statistical Research

Just as statistical scientists bring invaluable skills to Big Data from the perspective of data quality and analysis, they are essential from the privacy perspective, as well. In this guest column, **Julia Lane** and **Victoria Stodden**—chair and member of the ASA Privacy and Confidentiality Committee, respectively—discuss the complex privacy issues inherent in Big Data and outline the challenges to statistical scientists for addressing these issues.

Big Data have not only brought statistics to increasing relevance and importance, but have also led to references of statisticians and/or statistics being sexy! The seemingly unlimited potential for new types of data to predict human behavior has changed the practice of business and government, enabling marketing experts to tell stores your daughter is pregnant before she has even told you, permitting city managers to optimize city evacuations in disasters, and allowing some data savvy politicians to predict the outcome of political races. Statistical research can be transformed and used to inform the new open government imperatives, but only if statisticians act wisely.

The Big Data euphoria must be tempered by an examination of the critical privacy issues raised by the collection of massive amounts of data on human beings—often without their knowledge, much less their explicit consent. The release of crowd-sourced pictures after the Boston Marathon bombings had devastating consequences for at least one innocent person, even as it helped identify the alleged murderer. Although there is little evidence statistical research would generate similar effects, the resulting privacy concerns have the potential to substantially inhibit important statistical analysis. Following are three reasons for concern:

1. Privacy concerns could stop bona-fide data collection and statistical research in its tracks.
2. Institutional review boards, uncertain of appropriate rules and safe dissemination practices, could overprotect or under protect statistical data. The current reliance on HIPAA rules, which identify a subset of data elements that are privacy protected, are neither necessary nor sufficient to protect confidentiality.
3. Research might not be replicated because research data are held in the hands of private data collectors, who cite privacy concerns and therefore do not make the data broadly accessible.

As statisticians, we should worry. It is imperative we develop a sensible structure for data access that ensures the goal of good science is attained while protecting confidentiality and respecting individual agency.

We know the risk to privacy will continue to increase. The volume and type of data used for social and behavioral science research will have many new types of re-identifying elements, and the potential for re-identification will increase with more and better types of matching tools and algorithms. Fortunately, the same technological change that has led to increased potential for loss of confidentiality and other harms also has led to enormous advances in the tools available to protect confidentiality.

We need an aggressive research agenda that builds an understanding of the legal and regulatory framework within which data are being collected, used, and shared. We need to ask and answer key questions. What does informed consent mean in the new environment? Do people “own” the data collected on them? What are researchers’ and institutions’ duties to protect the data held? How do we design effective studies within the context of Big Data with confidentiality concerns? How can we facilitate verifiability in findings? What are the practical options?

We also need a deep analysis of the relationships between data sets and the potential for re-identification. Communities exist, but they are substantially siloed into activities in different research areas and practical applications, including the successful development of remote access secure data enclaves.

We need to build an understanding of the features of reproducible science, particularly in the computer science and legal communities. Mechanisms for sharing data safely, perhaps with different privacy-protecting layers, need to be developed. Data and software archiving questions naturally arise, including data compression, warehousing infrastructure, and the need for software executability and long-term viability. Replication of Big Data results raises new statistical questions around reliability, stability of methods, and confidence in findings all affected by bounding information flows due to privacy concerns. Innovative “walled gardens” and other quasi-open structures must be developed to maximize the potential for verification of findings in the face of privacy restrictions. Finally, legal issues regarding code development and data procurement, curation, sharing, and ownership need to be resolved and reconciled with existing privacy protections. Rights to re-use data and code for research validation purposes and original research, while protecting privacy, must be established.

Active engagement by the research community is vital to shape policy and build much stronger and responsible research infrastructures. The American Statistical Association’s Committee on Privacy and Confidentiality, on which we both serve, has contributed by sharing information (www.amstat.org/committees/pc), organizing sessions at the Joint Statistical Meetings, and producing (together with NYU’s Center for Urban Science and Progress) a book about the topic (www.dataprivacybook.org). But the entire community must respond to the challenge of Big Data and actively exploit the potential to advance science. An exciting, and maybe even sexy, future lies ahead for statistics. ■

Let the Celebrations Begin: ASA Enters 175th Year

Ron Wasserstein, ASA Executive Director

The 175th anniversary year of the ASA is almost here. Indeed, if you read to the end of this article, you'll realize that, technically, it is already here. But we'll celebrate across the whole 2014 calendar year.

In this last 175 column for 2013, we bring some updates from the 175th Anniversary Steering Committee, including an update on activities for JSM 2014 in Boston, news about historical information that will be available on the ASA website, and a reminder about "future historical information" that you can help create.

Naturally, we start with a party! That's right, we're getting ready to party at JSM 2014, and to help with the party spirit, we encourage you to submit videos to "ASA's Got Talent" at www.amstat.org/asa175 for a chance to perform LIVE in Boston at the JSM Tuesday Evening 175th birthday bash! ASA members with statistically themed (loosely interpreted) performances are encouraged to submit a short video, which will be judged by an esteemed panel of ASA members, with notification by February 1 of those selected to perform on stage in Boston. The deadline for submission is January 15, 2014.

We hope all ASA members will join us Tuesday evening for a birthday celebration, featuring heavy hors d'oeuvres and a celebratory toast, along with the chance to vote in person for the ASA's most talented members!

There will be much more to say about JSM 2014 in future issues of *Amstat News*. Look for 2014 President Nat Schenker's column next month, in which he will announce the perfect President's Invited Address presenter for this historic year.

Of course, not everyone will be able to attend JSM 2014, but we hope the celebration will extend across the association through chapters, sections, and outreach groups. More information about that to come later, too.

On December 1, the official ASA 175th Anniversary website was launched. There, you will find many fun and interesting facts about our past. For example, one may use the "Celebrate the Past" portion of the website to answer interesting questions about the association. Here is one to get you started: Who were the association's first Fellows?

The correct answer is the first 54 statisticians who joined the society in 1840, including its five founders, because all full members were originally called Fellows.

The first group of 12 ASA statisticians with the honorary title of Fellow was elected by the vote of

the Committee on Fellows in 1913. These full members were chosen due to their established reputation in making outstanding contributions in some aspect of statistical work. Five of these Fellows became presidents of the association. The maximum number of possible Fellows was limited to 150. Today, the number of new Fellows to be elected each year shall not exceed one-third of one percent of the membership.

That's history. Of course, we're busily making history that will be observed and celebrated in 2039 at the 200th anniversary of the ASA. But you don't have to wait 25 years to contribute to that celebration. You can do it right now! Go to ASA Members Only (www.amstat.org/membersonly) and click on the Reverse Time Capsule button.

A time capsule holds artifacts from a specific point in time and is meant to be opened at a later time to give a sense of "what life was like" at the earlier time. The ASA has a time capsule from its 150th anniversary in 1989 that will be opened in 2039 at the 200th anniversary celebration.

But the "reverse time capsule" will contain forecasts of or comments about the future, specifically regarding the year 2039, as viewed from the present perspective. Thus, it will be the present perspective on the future. It isn't meant to be purely predictive, but it is meant to be great fun.

- Click on "numeric forecasts" to make your predictions about specific items. When the reverse time capsule is "opened" in 2039, members with the best guesses will be rewarded with a lifetime membership in the ASA!
- Click on "non-numeric forecasts" to submit your written or video predictions about the future of the statistics profession, the future of the ASA, or any other aspect of the future.

Similarly, click on "messages" to submit a written or video message to be read in 2039 by the membership of the American Statistical Association. What would you like future statisticians to know about the status of statistics, or about you, as of the present day?

Yes, the start of 2014 and the 175th anniversary of the ASA are fast approaching. But as noted above, we are already technically in the 175th year of the ASA. The association was founded 174 years ago on November 27, 1839, so we've been in our 175th year as of November 27, 2013. Let the celebrations begin! ■



STATtr@k

10 TIPS for Securing a Summer Internship

Erika Gulley, Talent Acquisition Specialist at SAS Institute

INTERNSHIP



Internships provide an excellent opportunity to build your résumé with real-world experience. You will form relationships and network with colleagues in your profession. Internships also may lead to permanent employment after graduation.

The application process for internships can be very competitive. Most applicants will be eliminated after the initial review. Use these top 10 tips to avoid common mistakes seen by employers and to ensure your application creates a positive impression.

1 Read the position description carefully and consider whether you meet the requirements. Target positions for which you are qualified, rather than applying for every position in sight. If an organization sees you were not thoughtful on your choice of position, they may think you are desperate to get anything.

2 Customize your résumé for the job. It is acceptable to have several versions of your résumé. Make sure to use key words or skills that are mentioned in the job description.

Managers will look through literally hundreds of résumés sent in for their summer positions. Make sure they can easily see your experience that connects with the need they've expressed in the posting.

3 Format your résumé to make it clear and easy to read. Highlight your skills. Most applications will be viewed initially by a recruiter who is looking for a specific list of required skills. They need to be able to determine easily if you are a match for the position.

4 Be clear on your résumé about the skills, projects, and duties you have performed in previous positions/school projects. Don't be overly concerned with keeping the résumé to one page. At the same time, don't be so verbose that it takes the recruiter a long time to review your information.

5 Ensure your contact information is accurate. Recruiters may try one method of contact, and if that doesn't work, you could be eliminated. Set up a voicemail message that clearly states your name. Recruiters like to confirm they are leaving a message for the correct person.

6 Provide all required information and attachments by the stated deadline. Read application requirements carefully. A timely and complete application is a realistic preview for how thorough and detail oriented you are about your work.

7 Write a cover letter that is specific to the position. Not all positions will require a cover letter, but if one does, explain why you are qualified and interested in the work. Be clear and concise; verbosity creates a negative impression.

8 Proof your résumé and cover letter. Ask a friend or professor to review all documents. Sending in a letter or résumé with misspellings or grammatical errors creates a negative impression.

9 Save or print positions for which you apply. Create a notebook or spreadsheet with each job and a few notes. When a recruiter calls you, they expect you to be knowledgeable about the position. Doing this also will show enthusiasm for that position and company.

10 Be prepared with specific questions to ask during initial phone screens and interviews. Ask a professor or someone from your career advisory department to conduct a mock interview. When asked questions, be prepared to give an answer that includes a specific situation, the task you were challenged with, the action you took, and the end result.

Take your time and be strategic when applying for internships. This will create a positive impression of you and your skills and help secure the internship you want. ■

2014 Internships

Every year, a list of internship opportunities for students is published in *Amstat News* and posted on the new professional's website, *STATtr@k* (<http://stattrak.amstat.org>). If your organization would like to include an internship opportunity online, please complete our form (www.amstat.org/education/internships.cfm). Interested students will send a letter of inquiry and résumé directly to the contact and location you list. Contact educinfo@amstat.org with questions.

Additional internships will be posted as received on the education section of the ASA website (www.amstat.org/education).

AbbVie

North Chicago, Illinois

Number of Positions: Multiple

Type of Student: PhD in statistics, biostatistics, bioinformatics, and related disciplines

Deadline for Applying: January 31, 2014, but offers may be made earlier

The Data and Statistical Sciences (DSS) organization in AbbVie R&D anticipates having internship positions available for the summer of 2014. Internships will begin in May/June and last 10–12 weeks, with housing provided to eligible applicants. Successful candidates will be provided with practical “hands-on” experience and given an opportunity to build their understanding of the pharmaceutical industry and AbbVie. Successful candidates will be assigned specific projects within the DSS organization and work under the guidance of a senior statistician to perform statistical analyses and/or conduct statistical research in areas of interest to the organization. They will have the opportunity to participate in statistical seminars and workshops. At the conclusion of the internship, interns are expected to give a presentation summarizing some aspect of their work while at AbbVie. Applicants must be enrolled in a graduate-level curriculum leading to a PhD in statistics, biostatistics, bioinformatics, or highly related field; have completed at least two full years of graduate study prior to the start of their internship; be in good academic standing within their graduate program and overall at their university; and continue to be enrolled in graduate school for at least one semester following their internship. In addition, applicants must demonstrate excellent communication and problemsolving skills and have strong working knowledge of SAS and/or R. Interested applicants should visit AbbViecareers.com and search “statistics intern” for position details and to submit a résumé and cover letter.

AT&T Labs Research

Bedminster, New Jersey, or New York, New York

Number of Positions: 1–3

Type of Student: PhD

Deadline for Applying: February 1, 2014

AT&T Labs statistics researchers are involved in many large-scale data analysis projects centered on analyzing data feeds from mobile phones, TV, and Internet data. Projects involve large-scale data sets and analysis using forecasting, time series, spatial statistics, text mining, and/or Bayesian analysis. For more information, visit stats.research.att.com. To apply for the internship, visit www.research.att.com/internships. **Contact:** Chris Volinsky, volinsky@research.att.com

Boehringer Ingelheim

Ridgefield, Connecticut

Number of Positions: Up to 5

Type of Student: Graduate, PhD

Deadline for Applying: March 1, 2014

Boehringer Ingelheim seeks several summer interns available in May/June for 12–14 weeks. Interns will build understanding of the pharmaceutical industry by supporting clinical trial/project teams under the guidance of experienced statisticians. This includes implementation of statistical analyses of clinical trial data/document writing/quality control/literature review. Candidates should be PhD students who have completed at least two years of study and have excellent communication/problemsolving skills. Interested applicants may go to <http://bit.ly/biostatsummerintern> for details.

Bristol-Myers Squibb

Princeton and Hopewell, New Jersey; Wallingford, Connecticut

Number of Positions: Multiple

Type of Student: PhD candidates in statistics or biostatistics

Deadline for Applying: None

Full-time internships are available in the summer for 10–12 weeks. Part-time internships are available during the school year and may continue for longer periods. Successful candidates will work closely with a senior-level statistician on topics related to the design and analysis of clinical trials and/or non-clinical research. To be considered, you must have completed at least two years of course work and be working on your dissertation toward a PhD in statistics or biostatistics. Successful candidates will have

effective oral and written communication skills and good working knowledge of SAS and/or R.

To apply, send unofficial graduate transcripts, résumé, and cover letter to Rose Elcsics, Bristol-Myers Squibb, Mail Stop 2FW-310, 5 Research Parkway, Wallingford, CT 06492; (203) 677-7279 (fax); rose.elcsics@bms.com.

Chevron Oronite Company LLC

Richmond, California

Number of Positions: 1

Type of Student: Master's or PhD in statistics or a closely related field

Deadline for Applying: February 28, 2014

The successful candidate will work with a small team of highly experienced and skilled statistical consultants to support Chevron Oronite Products and Technology (P&T) and a variety of other Chevron clients. The team supports many function areas, including business management, product management, chemical research, product development, sales, and manufacturing. The position provides statistical support globally. Experience using statistical software (SAS, JMP, and/or R) and Microsoft Office and good writing skills and willingness to give verbal presentations required. Familiarity with the physical sciences preferred.

Chevron is unable to sponsor employment visas or consider individuals on time-limited visa status. **Contact:** Please send résumé and cover letter to PandTRecruiting@chevron.com.

Dow AgroSciences

Indianapolis, Indiana

Number of Positions: 2

Type of Student: MS and PhD in statistics, mathematics, economics, agricultural economics, or a closely related field

Deadline for Applying: Applications will be accepted until a suitable candidate is found. No applications will be accepted after March 1, 2014

Dow AgroSciences seeks a summer intern to partner with business analytics team members to help build forecasting models of important business metrics within the company. The intern also will be involved in data collection, data cleaning, and data preparation. Applicants must have completed at least one year of graduate-level classes in the major program area as well as experience with statistical software such as SAS, R, Matlab, etc. Completing a class on time series analysis is a plus, and experience with SAS Forecast Studio will make a strong candidate. The internship will run from May through August 2014. **Contact:** J.D. Williams, 9330 Zionsville Road, Indianapolis, IN 46260; (317) 337-5083; jdwilliams1@dow.com.

DuPont

Wilmington, Delaware

Number of Positions: 1

Type of Student: Graduate (at least one year of master's-level course work in statistics)

Deadline for Applying: February 28, 2014

The DuPont Applied Statistics Group currently has a full-time, 6–9 month cooperative education position that offers an excellent development opportunity in problemsolving and working alongside experienced practicing statisticians. Technical consulting areas include a wide range of statistical modeling and analysis methods, design of experiments, product and process quality, time series forecasting, and Six Sigma training. Application areas include operations, research and development, marketing and sales, and business economics, along with general business functions of a diverse set of DuPont businesses. There is also a potential opportunity to independently manage a project from beginning to end (DuPont Six Sigma certification possible). Students entering the program must have consulting experience; experience with commercial software packages like Minitab, JMP, and SAS; and legal permission to work in the United States without restriction. **Contact:** Stephanie P. DeHart, (302) 256-6759; Stephanie.P.DeHart@dupont.com.

Educational Testing Service

Princeton, New Jersey

Number of Positions: 15–20

Type of Student: PhD/EdD

Deadline for Applying: February 1, 2014

Interns participate in research under the guidance of an ETS mentor in any of the following areas:

- educational measurement and psychometrics
- validity
- natural language processing and speech technologies
- cognitive psychology
- learning theory
- linguistics and computational linguistics
- teaching and classroom research
- statistics
- international large-scale assessments

Interns also participate in seminars and workshops on a variety of topics. Eligible candidates will be enrolled full time in a doctoral program in any of the areas specified above and have completed at least two years of coursework toward the PhD or EdD prior to the program start date. Must apply online at www.ets.org/research/fellowships. **Contact:** (609) 734-5543; internfellowships@ets.org.

Eli Lilly and Company

Indianapolis, Indiana

Number of Positions: Multiple

Type of Student: PhD students with three years of completed graduate work

Deadline for Applying: January 31, 2014

The Global Statistical Sciences Division of Eli Lilly and Company anticipates having several internship positions available for the summer of 2014. The internships start in either May or June and last 12 weeks. Eli Lilly will provide you with practical experience and give you the opportunity to build your understanding of the pharmaceutical industry and Eli Lilly and Company. Successful candidates will be assigned specific projects to work on under the guidance of a Lilly statistician (mentor). Candidates must be enrolled in a graduate-level curriculum leading to a PhD in statistics or biostatistics. Preferred skills include demonstrated leadership and ability to influence; excellent communication, teamwork, and interpersonal skills; strong problemsolving skills; creativity and innovation; and self-management skills. Visit www.lilly.com/careers to apply. **Contact:** Javier Ramirez, Ramirez_javier@lilly.com.

Office of Biostatistics, CDER, FDA

Silver Spring, Maryland

Number of Positions: 10–12

Type of Student: Advanced PhD students

Deadline for Applying: April 30, 2014

The Office of Biostatistics (OB), CDER, FDA seeks interns from June through August 2014 to work on research projects relating to modeling and simulation, missing data, noninferiority trials, multiple endpoints, adaptive designs, meta-analysis, benefit-risk analysis, and data-mining. The interns will gain hands-on experience on regulatory research projects under expert OB mentors. Preference will be given to senior doctoral candidates with a strong background in statistical methods and good computational and programming skills. **Contact:** Send CV and cover letter to Ram Tiwari, ram.tiwari@fda.hhs.gov; (301) 796-4084.

Fred Hutchinson Cancer Research Center

Seattle, Washington

Number of Positions: Approximately 25

Type of Student: Undergraduate of rising senior academic standing

Deadline for Applying: January 17, 2014; two letters of recommendation due January 24, 2014

The Fred Hutchinson Cancer Research Center hosts a nine-week summer internship designed to provide research experience and mentorship for undergraduate students interested in biomedical research.

Students who participate will complete an independent research project under the guidance of a faculty mentor, attend weekly research seminars, participate in professional development workshops designed to help facilitate the graduate/medical school application process, and present their findings at a competitive poster session. The program will run from June 16 to August 15, 2014. Details can be found at www.fhcrc.org/en/education-training/undergraduate-students.html. **Contact:** Jennifer Anderson, 1100 Fairview Ave. N., M3-B232, Seattle, WA 98109; (206) 667-7480; (206) 667-5977 (fax); janderso@fhcrc.org.

Genentech, Inc.

South San Francisco, California

Number of Positions: 4–6

Type of Student: PhD in statistics, biostatistics, or related field

Deadline for Applying: January 26, 2014, but offers may be made earlier

Our biostatistics summer interns work for 10–12 weeks under the supervision of experienced biostatisticians on theoretical or applied problems with direct relevance to ongoing clinical or nonclinical drug-development research in areas such as oncology, immunology, ophthalmology, and virology. Specific topics include problems in genomics and, more generally, translational research to late-stage clinical trials and post-marketing evaluations. At the end of the internship, students give a department-wide presentation on their research topic. It is not uncommon for an intern to summarize their work in a peer-reviewed publication.

Applicants must be at least 18 and pursuing a PhD in statistics or biostatistics. They must have at least one year of graduate work by May 2014 and be returning to school in the fall of 2014. The applicant must be legally authorized to work in the United States. In addition, applicants should have a good working knowledge of R, S-Plus, or SAS and good communication skills. **Contact:** Please send CV, personal statement of interest, and a letter of recommendation to gnebiostatsummerintern@gene.com.

Google, Inc.

Mountain View, California; New York, New York; Seattle, Washington

Number of Positions: 8

Type of Student: PhD

Deadline for Applying: January 15, 2014

We supply interesting problems, lots of relevant data, and a chance to work with a Google statistician and software engineers who are building the latest and greatest Google services. You provide imagination and analysis/modeling skills. The

workplace environment is fun and friendly, but very serious regarding technical challenges and performance expectations. Applicants should be current PhD students who have completed at least one year of course requirements. Applicants should be comfortable in data rich environments and have requisite computational skills, including high proficiency in R. Familiarity with scripting languages (e.g., shell, python, perl, gawk) also may be needed. The internship program is 12 weeks and concludes with a poster presentation.

Applicants should submit a cover letter, CV, and transcript (or letter of recommendation from a faculty member) to www.google.com/intl/en/jobs/students/tech/internships/uscanada. Only electronic applications will be considered.

Institute for Defense Analyses

Alexandria, Virginia, and Washington, DC

Number of Positions: Multiple

Type of Student: MS and PhD preferred

Deadline for Applying: February 3, 2014

The Institute for Defense Analyses (IDA) Summer Associate Program provides students a unique opportunity to use their quantitative and analytical skills on challenging real-world national security issues. Each year, IDA hires paid student associates at its Virginia and Washington, DC, facilities to work for a minimum of 10 weeks between June and August. We seek highly qualified students with strong academic backgrounds in statistics. **Contact:** Laura Freeman, 4850 Mark Center Drive, Alexandria, VA 22311; (703) 845-2084; lfreeman@ida.org.

Liberty Mutual Insurance

Boston, Massachusetts

Number of Positions: 8–12

Type of Student: PhD candidates in mathematics, statistics, economics, operations research, or related field. Completion of doctoral prequalifying exams is preferred.

Deadline for Applying: N/A

As a statistics intern, you will have the opportunity to apply your academic knowledge and test your skills while working on a variety of real-world business assignments. You will learn about personal and commercial lines products while working in disciplines such as product management research, claim research, distribution research, and marketing research. You will use your quantitative skills to analyze and summarize data, formulate findings, and provide recommendations. Using statistical software such as SAS and R, you will answer business problems and manipulate data, as well as assist others with conducting business research in a hands-on

environment. Each intern also will give a presentation on their work to colleagues and the management team at the conclusion of the summer.

Competitive candidates will demonstrate proven statistical/mathematical and analytical skills as acquired through the pursuit of a PhD degree and a record of academic achievement with a minimum 3.0 cumulative GPA. Solid oral/written communication skills and the ability to work in a team environment and independently are desired. Proficiency in MS Office, Excel, SAS, and a statistical software package are preferred. Programming skills are desirable. To apply, go to www.libertymutualgroup.com/insurance=careers. **Contact:** Liberty Mutual Advanced Analytics, 175 Berkeley St., Boston MA, 02116; (617) 574-5709 (fax); predictivemodeling@libertymutual.com.

The Lubrizol Corporation

Northeast Ohio (Wickliffe and/or Brecksville)

Number of Positions: 1–2

Type of Student: MS or PhD in statistics

Deadline for Applying: February 2, 2014

The R&D Statistical Sciences Department consults with chemists, formulators, and engineers on problems of product and process development, along with general problemsolving. Specific activities include building predictive models, designing and analyzing experiments, performing general data analyses, and teaching courses. A major activity within the group is the development and deployment of a global formulation prediction system known as Q.LIFE. Whereas the actual duties depend on the skills of the intern and current needs of the department, possible areas of involvement include performing data manipulation and analysis; assisting members of the department with consulting tasks, method assessment, and development; and programming statistical algorithms. To apply for a three-month summer internship, go to www.lubrizol.jobs and search for the statistician intern position.

Mayo Clinic

Rochester, Minnesota

Number of Positions: 6–9

Type of Student: Undergraduate, graduate, PhD

Deadline for Applying: January 10, 2014

The Mayo Clinic Division of Biomedical Statistics and Informatics has summer internship opportunities for undergraduate students who have completed their junior year and graduate students at all levels. Interns will work with statisticians, bioinformaticists, and clinical investigators on research projects in areas such as clinical trials, statistical genetics,

and bioinformatics. Experience with SAS and/or R preferred. Whether an individual applicant will be offered a position will depend on their qualifications, our need and funding, and the number of applicants.

To apply, submit an unofficial transcript, résumé, and cover letter via <http://bit.ly/1coiChw>. Search by keyword “Biostats” (statistical internship) or “Intern-IS” (informatics internship). For more information, visit <http://mayoresearch.mayo.edu/mayo/research/biostat>. **Contact:** Dawn Swiers, Department of Human Resources, Mayo Clinic, 200 First St. SW, Rochester, MN 55905; (507) 284-5048; (507) 284-1445 (fax); swiers.dawn@mayo.edu.

Monsanto Company

St. Louis, Missouri

Number of Positions: 1

Type of Student: Graduate

Deadline for Applying: Open until filled

Work activity will include conducting independent research, meeting with scientists, fitting statistical models, conducting simulations for both type-1 and type-2 error rates in SAS, report preparation, and communication of results to the regulatory organization. In addition to specific statistics-related work activities, the intern will gain knowledge of agricultural studies used in risk assessments of new biotechnology-derived crops. This paid summer internship runs May to August 2014. Requirements include the following:

- Minimum completion of one year graduate work in statistics or biostatistics
- Current enrollment within a related graduate-level degree program
- Ability and willingness to relocate for the duration of the assignment
- Working knowledge of statistical models for categorical response data, survival analysis, mixed models using SAS GLMMIX, repeated measures, nonparametric methods, and spatial statistics
- Interest in applications of modern biotechnology to sustainable agriculture
- Excellent written and oral communication and interpersonal skills

To apply, go to <http://bit.ly/1726cvQ>. **Contact:** Jamis Perrett; (314) 694-3651; (314) 694-8525 (fax); jamis@monsanto.com.

National Agricultural Statistics Service

Fairfax, Virginia

Number of Positions: 3

Type of Student: Graduate student (PhD preferred)

Deadline for Applying: March 1, 2014

NASS is the principal data-collection and estimation arm of the U.S. Department of Agriculture. The agency designs and conducts a variety of surveys focusing on agricultural output and farm conditions, from which it produces a range of official estimates. Intern positions are in its research and development division, which is constantly trying to improve and enhance the agency's abilities to estimate and forecast accurately using the latest developments in mathematical statistics, cognitive science, and remote sensing. Preference will be given to candidates having an interest in a future career with the agency. Applicants must be U.S. citizens. The agency is interested in hiring mathematical statisticians and survey methodologists for positions in both the research and operational environments. **Contact:** Linda Young, 3251 Old Lee Highway, Room 305, Fairfax, VA 22030; (703) 877-8000, Ext. 101; (703) 877-8042 (fax); linda.young@nass.usda.gov.

National Cancer Institute

Bethesda, MD

Number of Positions: 2

Type of Student: Flexible

Deadline for Applying: Three months before you want to start

Clinical trials methodological research, specifically helping to prepare manuscripts (for publication) focusing on the design and analysis of clinical trials. Please see <http://1.usa.gov/1eMCHCV>. This is an unpaid internship. To compensate, we try to make the experience as educational and rewarding as possible. There is no clerical work. Rather, the intern engages in high-level research in important areas. **Contact:** Vance Berger, (301) 435-5303; (301) 402-0816 (fax); vb78c@nih.gov; vance917@gmail.com.

Novartis Oncology, Biometrics and Data Management

Cambridge, Massachusetts, East Hanover, New Jersey

Number of Positions: Up to 8

Type of Student: At least 18 months of graduate work

Deadline for Applying: February 14, 2014

The internship program will be approximately 12 weeks in duration (May–August, dates flexible). Interns will work with senior-level statisticians and focus on statistical research in both early clinical development using biomarkers and full clinical

development in oncology. Topics include survival analysis, Bayesian methods, PK/PD, nonparametric statistics (especially in the incomplete repeated measurement setting), health-related quality of life, missing data, adaptive designs, modeling, and simulation. Further information can be found in the September 2011 issue of *Amstat News*.

Candidates must be graduate students with an MS or PhD program in biostatistics, statistics, or a related degree with at least 1.5 years of graduate work; have a working knowledge of SAS, including SAS/GRAPH, and R; and have good verbal and written communication skills. **Contact:** Linda Finelli, 1 Health Plaza, E. Hanover, NJ 07936; (862) 778-7404; (973) 781-3182 (fax); BDMOncology.summerinternship@novartis.com.

Pfizer Inc.

Multiple sites

Number of Positions: Multiple

Type of Student: MS or PhD in statistics, biostatistics, or a closely related field

Deadline for Applying: January 31, 2014

The program will consist of up to 480 hours of work at one of the Pfizer facilities in New York, California, Connecticut, Massachusetts, or Pennsylvania, commencing as early as April and ending as late as December. The intern's project will be biopharmaceutically oriented, with one-on-one supervision by a senior staff statistician. The project will be a hands-on learning experience involving both statistical and related data review and data transformation programming tasks. The programming tasks will involve use of SAS, R, and/or other statistical software on the UNIX or NT platforms. As part of the internship program, the intern will prepare a written report and brief presentation summarizing the work and forming a permanent record of the intern's efforts. **Contact:** Liqiang Yang, Director, Pfizer Inc., 10777 Science Center Drive, CB10-2332, San Diego, CA 92121; (858) 678-8276 (fax); liqiang.yang@pfizer.com.

RAND Corporation

Santa Monica, California; Washington, DC; Pittsburgh, Pennsylvania

Number of Positions: Variable

Type of Student: PhD

Deadline for Applying: January 15, 2014

RAND Corporation's summer program is designed to provide valuable experience for PhD students interested in applied research on important policy issues. To learn more about statistics at RAND, visit www.rand.org/statistics. RAND has paid summer

associate positions available for graduate students working toward their doctoral degrees in statistics. Selected applicants are offered opportunities to work on projects related to their interests and experience. Preference will be given to students who have completed most of their coursework and passed their initial qualifying exams. To submit an application, visit www.rand.org/about/edu_op/fellowships/gsap. **Contact:** Director, Summer Program, Summer_Director@rand.org; Lou Mariano, Head of the Statistics Group, Lou_Mariano@rand.org.

Sarah Cannon Research Institute

Nashville, Tennessee

Number of Positions: 4 (1 every quarter)

Type of Student: MS or PhD

Deadline for Applying: N/A

Review or perform sample size calculation; provide input to protocols and CRF design; review or create randomization schema; review or create statistical analysis plans; review or perform statistical analyses; validate or produce data sets, tables, listings, and figures using SAS; review statistical sections for integrated and statistical reports; review data to assist in manual query generation; maintain professional statistical standards; maintain and archive program/study documentation; understand and apply regulatory statistical guidelines; contribute to internal process improvement; practice and adhere to the code of conduct philosophy and mission and value statement. SCRI offers a position to work as biostatistician or SAS programmer to qualified students. **Contact:** Baldeo Taneja, Director of Biostatistics, SCRI Development Innovations, 3322 West End Ave., Suite 900, Nashville, TN 37203; (615) 524-4264; (615) 524-4764 (fax); baldeo.taneja@scri-innovations.com.

SAS Institute Inc.

Cary, North Carolina

Number of Positions: 1–2

Type of Student: U.S. PhD students with at least two years of graduate work completed by the end of the spring semester 2014

Deadline for Applying: February 1, 2014

This fellowship is open to doctoral candidates in statistics, biostatistics, computer science, mathematics, physical sciences, data mining, econometrics, and operations research graduate departments in the United States with a data mining, text mining, or model-building focus. Assist in basic research into the implementation, applications, and performance of key data mining technologies. This work will include reviewing literature, writing SAS code, testing algorithms, and writing technical reports and review

papers. The program provides an excellent opportunity to explore software development as a career choice.

Eligible candidates must have core experience in data analysis and model building and at least one of the following: SAS programming, Matrix programming, SQL programming, or R programming. We are particularly interested in candidates who have research and project interests in statistical modeling, machine learning, pattern detection and recognition, pattern discovery, and data management. The program provides a salary and stipend for a 12-week internship.

If interested, apply online at <http://bit.ly/19kxvON>. Also ensure that two faculty members from the university/college you're attending send a letter of recommendation in PDF format to SASFellows@sas.com by February 1, 2014. **Contact:** SASFellows@sas.com.

SAS Institute Inc.

Cary, North Carolina

Number of Positions: 1–2

Type of Student: U.S. PhD students in economics or related field with at least two years of graduate studies completed by the end of the spring semester 2014

Deadline for Applying: February 1, 2014

Open to doctoral candidates in economics, finance, statistics, and related graduate departments in the United States, this fellowship offers the opportunity to work closely with professional econometricians and statisticians who develop software used throughout the world. This program provides the graduate student with an excellent opportunity to explore software development as a career choice.

The selected fellow will assist in developing new features and examples for SAS econometrics and time series procedures in areas such as state space models, multivariate time series models, graphical presentation for econometric models, Bayesian econometrics, spatio-temporal econometric models, count data models, nonlinear panel models, and discrete choice modeling. Eligible candidates must have demonstrated experience in statistical computing beyond the routine classroom use of statistical packages. We are interested in candidates with experience/coursework in econometrics and/or time series analysis. Strong computer programming skills and some experience with SAS is preferred.

The program provides a salary and stipend for a twelve-week internship. If interested, apply online at <https://sas.taleo.net/careersection/10150/jobsearch.ftl?lang=en>. Also, ensure that two faculty members from the university/college you're attending send a letter of recommendation in PDF format to SASFellows@sas.com by February 1, 2014. **Contact:** SASFellows@sas.com.

SAS Institute Inc.

Cary, North Carolina

Number of Positions: 1–2

Type of Student: U.S. PhD students in operations research, industrial engineering, computer science, applied mathematics, or related field with at least two years of graduate studies completed by the end of the spring semester 2014

Deadline for Applying: February 1, 2014

As a SAS summer fellow in the Revenue Management and Price Optimization Department, you will contribute to activities such as literature review, development and implementation of algorithms, and software application development under the supervision of a senior member of the department. Specific areas of interest are approximations for solving large-scale network RM problems, choice-based RM, and applications of dynamic programming and simulation for RM. The program provides an excellent opportunity to learn, collaborate, and explore software development as a career choice.

Eligible candidates must have demonstrated experience in statistical computing beyond the routine classroom use of statistical packages. We are particularly interested in candidates with coursework in operations research; demonstrated programming experience in languages like C, C++, and Java; and knowledge of standard operating systems. Formal software development experience and research interests in revenue management and price optimization are preferred.

The program provides a salary and stipend for a 12-week internship. If interested, apply online at <http://bit.ly/19kxvON>. Also ensure that two faculty members from the university/college you're attending send a letter of recommendation in PDF format to SASFellows@sas.com by February 1, 2014. **Contact:** SASFellows@sas.com.

SAS Institute Inc.

Cary, North Carolina

Number of Positions: 2

Type of Student: U.S. PhD students with at least two years of graduate work completed by the end of the spring semester 2014

Deadline for Applying: February 1, 2014

Open to doctoral candidates in statistics, biostatistics, and related graduate departments in the United States, this fellowship offers the opportunity to work closely with professional statisticians who develop software used throughout the world. The statistical fellow will contribute to research, numerical validation and testing, and documentation. The program provides an excellent opportunity to explore software development as a career choice.

Eligible candidates must have demonstrated experience in statistical computing beyond the routine classroom use of statistical packages. We are particularly interested in candidates with research experience in computational aspects of one of the following areas: Bayesian modeling, causal inference methods, finite mixture models, generalized additive models, joint modeling, missing data methods, nonlinear mixed models, spatial analysis, structural equations modeling, survival analysis, or variable selection. We also are interested in candidates with experience in distributed and parallel methods for statistical computing.

The program provides a salary and stipend for a 12-week internship. If interested, apply online at <https://sas.taleo.net/careersection/10150/jobsearch.ftl?lang=en>. Also ensure that two faculty members from the university/college you're attending send a letter of recommendation in PDF format to SASFellows@sas.com by February 1, 2014. **Contact:** SASFellows@sas.com.

SAS Institute Inc.

Cary, North Carolina

Number of Positions: 1–2

Type of Student: U.S. PhD students with at least two years of graduate work completed by the end of the spring semester 2014

Deadline for Applying: February 1, 2014

The SAS Summer Fellowship in Computer Science is open to doctoral candidates in computer science with concentration in natural language processing, knowledge engineering, or machine learning and related fields. This fellowship offers the opportunity to work closely with text analytics professionals who develop software used throughout the world. The research fellow will contribute to research, numerical validation and testing, and documentation. The program provides an excellent opportunity to explore software development as a career choice.

Eligible candidates must have demonstrated experience in text analytics problems beyond the routine classroom work. We are particularly interested in candidates with research experience in computational aspects of one of the following areas (we also welcome novel ideas from prospective candidates):

Semantic web, ontology management, and fusion of data from heterogeneous sources; Q&A systems based on semantic search

Developing sequence models (like HMMs, CRFs, MEMC) for natural language processing tasks such as information extraction

Machine learning for automated knowledge engineering, deep vs. shallow parsing, entity

normalization, co-reference analysis, noisy text data analysis, and multilingual text data analysis

Distributed/parallel/cloud computing methods applied for large-scale text analysis like information retrieval

The program provides a salary and stipend for a 12-week internship. If interested, apply online at <https://sas.taleo.net/careersection/10150/jobsearch.ftl?lang=en>. Also ensure that two faculty members from the university/college you're attending send a letter of recommendation in PDF format to SASFellows@sas.com by February 1, 2014. **Contact:** SASFellows@sas.com.

StataCorp LP

College Station, Texas

Number of Positions: 1

Type of Student: Graduate student in biostatistics or closely related field

Deadline for Applying: February 15, 2014

StataCorp's summer internships offer the opportunity for students to learn the inner workings of statistical software development by working closely with StataCorp's professional staff. Job duties may include learning how to use Stata and how to program in Stata; collaborating on projects suitable for publication in the *Stata Journal*; answering technical questions from Stata users via email; creating support materials; and assisting in adding new features to Stata in the area of biostatistics, along with testing and documenting those features.

Candidates must be enrolled in a graduate program in biostatistics or a related quantitative field, have good technical writing skills, and be able to effectively communicate in English. A strong mathematical background and experience programming in Stata, other statistical languages, C/C++, and Java are desirable.

Visit www.stata.com/internships to apply. StataCorp LP is an Affirmative Action Employer—M/F/Vet/Disab.

StataCorp LP

College Station, Texas

Number of Positions: 1

Type of Student: Graduate student in economics, econometrics, finance, or a closely related field

Deadline for Applying: February 15, 2014

StataCorp's summer internships offer the opportunity for students to learn the inner workings of statistical software development by working closely with StataCorp's professional staff. Job duties may include learning how to use Stata and how to program in

Stata; collaborating on projects suitable for publication in the *Stata Journal*; answering technical questions from Stata users via email; creating support materials; and assisting in adding new features to Stata in the areas of econometrics and finance, along with testing and documenting those features.

Candidates must be enrolled in a graduate program in economics, econometrics, finance, or a related quantitative field; have good technical writing skills; and be able to effectively communicate in English. A strong mathematical background and experience programming in Stata, other statistical languages, C/C++, and Java are desirable.

Visit www.stata.com/internships to apply. StataCorp LP is an Affirmative Action Employer—M/F/Vet/Disab.

StataCorp LP

College Station, Texas

Number of Positions: 1

Type of Student: Graduate student in statistics or a closely related field

Deadline for Applying: February 15, 2014

StataCorp's statistical department is seeking a statistical intern. Interns work with a senior member of Stata's development team. This position may include projects in the areas of maximum likelihood estimation, multiple imputation, power and sample-size analysis, and nonparametric statistics. Job duties may include learning how to use Stata and how to program in Stata; collaborating on projects suitable for publication in the *Stata Journal*; answering technical questions from Stata users via email; creating support materials; and assisting in adding new statistical features to Stata, along with testing and documenting those features.

Candidates must be enrolled in a graduate program in statistics or a related quantitative field, have good technical writing skills, and be able to effectively communicate in English. A strong mathematical background and experience programming in Stata, other statistical languages, C/C++, and Java are desirable.

Visit www.stata.com/internships to apply. StataCorp LP is an Affirmative Action Employer—M/F/Vet/Disab.

Summer Institute for Training in Biostatistics (SIBS)

Boston, Massachusetts; New York, New York; Atlanta, Georgia; Iowa City, Iowa; Raleigh/Durham, North Carolina; Minneapolis, Minnesota; Pittsburgh, Pennsylvania; Madison, Wisconsin

Number of Positions: Up to 25 at each site

Type of Student: Undergraduates majoring in mathematics, statistics, biology, or other science who have an interest in quantitative methods. Those who already have

a baccalaureate degree are eligible to apply, but priority will be given to undergraduates. U.S. citizenship or permanent resident status is required.

Deadline for Applying: March 7, 2014, or as specified by individual sites

The Summer Institute for Training in Biostatistics (SIBS), supported by grants from the National Heart, Lung, and Blood Institute (NHLBI) and the National Center for Advancing Translational Sciences (NCATS), provides a comprehensive six- to seven-week program designed to expose undergraduate students to the opportunities offered by a career in biostatistics and encourage them to pursue graduate study in the field. The program will be offered at eight sites in the summer of 2014. Although each program will be different, all will focus on providing participants with an intensive introduction to biostatistical principles and methodologies and the essential role of biostatistics in health sciences research. Participants will enjoy instruction and lectures by recognized experts in the field; meet practicing biostatisticians, epidemiologists, and statistical geneticists; and gain real-world experience working with data from internationally recognized studies. The program covers tuition, housing, meals, and extracurricular activities, and participants will earn college credit that can be transferred back to their home institutions.

Applications should be made to each program separately; there is no restriction on how many programs a student may apply to. **Contact:** Information about each program is available at the following websites:

NHLBI SIBS: www.nhlbi.nih.gov/funding/training/redbook/sibsweb.htm

Boston University: <http://sph.bu.edu/sibs>

Columbia University: www.mailman.columbia.edu/academic-departments/biostatistics/csibs-program

Emory University: www.sph.emory.edu/cms/departments_centers/bios/bios_training/sibs.html

North Carolina State University/Duke Clinical Research Institute: www.stat.ncsu.edu/sibs

University of Iowa: <http://cph.uiowa.edu/biostat/isib/overview.html>

University of Minnesota: www.sph.umn.edu/programs/sibs

University of Pittsburgh: www.publichealth.pitt.edu/biostatistics/research/sibs

University of Wisconsin at Madison: www.biostat.wisc.edu/Education/SIBS/index.htm

Travelers

Hartford, Connecticut; St. Paul, Minnesota

Number of Positions: 20–25

Type of Student: Undergraduate, graduate, or PhD

Deadline for Applying: March 1, 2014

Travelers' Actuarial and Analytics Leadership Development Program provides qualified students an excellent opportunity to gain first-hand business experience, receive valuable on-the-job training, and learn about the many actuarial or advanced analytics positions available in the insurance industry. This challenging program also includes weekly business seminars, both peer and management social functions, and a mentor program. Interns will work on challenging assignments that will use and develop their technical and overall business skills.

We provide a competitive hourly rate and housing for students who live beyond a commutable distance. Positions are available beginning in May or early June and last approximately 10–12 weeks.

Successful candidates will have related internships/work experience; a cumulative GPA of 3.2 or greater (actuarial candidates); scheduled, taken, and/or passed one CAS/SOA exam; working knowledge of Microsoft Office Suite, R, or SAS; extra-curricular involvement on campus or in the community; demonstrated analytical, mathematical, communication, and leadership skills; and sponsorship available. **Contact:** Daren Mauro, Dmauro@travelers.com.

Undergraduate Research Program in Statistical Genetics

Sioux Center, Iowa

Number of Positions: 5–6

Type of Student: Undergraduate

Deadline for Applying: January 31, 2014, but offers may be made earlier

Undergraduate students with an interest in statistical genetics and biostatistics are encouraged to apply

for our nationally recognized undergraduate research program in statistical genetics. Successful applicants will work with a team of other undergraduate students on cutting-edge problems in statistical genetics leading to publication in peer-reviewed journals and presentations at regional and national conferences. Visit www.dordt.edu/statgen for more information, a link to this year's project descriptions, and an application. Participants will receive a \$4,000 stipend for the eight-week program, which runs from June 2 to July 25, 2014. Free apartment-style housing and funds for travel to/from Dordt College will be provided. Applicants must be U.S. citizens. Hiring may take place prior to the deadline, so applicants are encouraged to submit their application materials as soon as possible. **Contact:** Nathan Tintle, Department of Mathematics, Statistics and Computer Science, Dordt College, 498 4th Ave. NE, Sioux Center, IA 51250; (712) 722-6264; statgen@dordt.edu.

University of Arkansas for Medical Sciences/Arkansas Children's Hospital—Dept. of Pediatrics

Little Rock, Arkansas

Number of Positions: 1–2

Type of Student: Graduate

Deadline for Applying: January 31, 2014

To be considered, candidates must be enrolled in a graduate program at an accredited institution leading to a master's or a PhD in statistics or biostatistics. Candidates must have had a minimum of two full semesters of graduate-level statistics courses or equivalent prior to starting their summer internship and must be returning to school in fall 2014. Candidates must have a strong statistical/methodological background, strong analytical skills, the ability to work under minimum supervision, ability to work in a team, and excellent communication skills. Previous research experience is highly valuable, but is not required. Experience with SAS/R/STAT is highly preferred. Successful candidates will work under the supervision of faculty biostatisticians and gain practical experience in applying statistical methods to data from clinical trials and/or research studies.

Whether an applicant will be offered a position will depend on ACH's need and funding, as well as the applicant's qualifications. To apply, send an undergraduate and graduate transcript (request for undergraduate transcripts may be waived for international students only), résumé, and cover letter to the contact below. For more information about the Department of Pediatrics, visit www.arpediatrics.org. **Contact:** Amber Sharp, 1 Children's Way, Slot 512-43, Little Rock, AR 72202; (501) 364-6631; (501) 364-1431 (fax); achbiostat@uams.edu. ■

Additional internships will be posted as received at www.amstat.org/education/internships.cfm.

Professional Development Opportunities at JMM 2014

Registration continues for the **Interactive Probability Instruction** and the **Teaching Statistical Investigation Process with Randomization-Based Inference** workshops to be held January 14, the day before the opening of the MAA-AMS Joint Mathematics Meetings 2014 at the Baltimore, Maryland, Marriott Inner Harbor. There is no registration fee to attend the workshops, but advance registration is required, as space is limited. JMM registration is not required to attend these workshops. For additional information and to register, visit www.causeweb.org/workshop.

Second eCOTS on Tap for Spring

The Electronic Conference on Teaching Statistics (eCOTS) will take place May 19–23, 2014

Hosted by the Consortium for the Advancement of Undergraduate Statistics Education (CAUSE: www.CAUSEweb.org), eCOTS is just like the United States Conference on Teaching Statistics (USCOTS), except it focuses on undergraduate-level statistics education (including AP Statistics), with a target audience of statistics teachers. Whereas USCOTS is held in odd-numbered years, eCOTS occurs during even-numbered years and seeks to provide a virtual meeting space for educators to share ideas, teaching methods, and research results. eCOTS is a forum where statistics educators from around the world can network and connect as they learn how to incorporate new ideas, methods, and resources into their existing courses or programs.

The registration fee for attending eCOTS is \$25 and you may attend as many sessions as you would like.

eCOTS includes invited and refereed breakout sessions and virtual posters, panel discussions, virtual workshops to disseminate NSF-supported statistics education innovations, “birds-of-a-feather” lunchtime discussions, and keynote presentations focused on the three themes of the conference, which are the following:

1. Teaching from Big Data

What are some of the issues and challenges when it comes to using Big Data for teaching and learning purposes? How can a focus on Big Data change the way we



teach statistics? How can we teach data analytic methods that draw insights from massive data?

2. The Impact of the Common Core

How can we better prepare, at the college level, future teachers of statistics at all levels (K–16)? How must teachers be prepared to deal with the Common Core State Standards? Further, how should the teaching of statistics at the college level change in light of changes in the K–12 statistics curriculum?

3. Bridging the Disciplines

How can we enhance the centrality of statistics across the disciplines? What can we learn and take from other disciplines to create a more positive learning experience for our students? How can we connect with other disciplines and forge relationships that are mutually beneficial? How might we create valuable learning experiences for students that prepare them to work in multidisciplinary teams?

Details about the conference and the call for breakout session and virtual poster proposals can be found at www.CAUSEweb.org/ecots. Submissions are due February 14, 2014. Each proposal will be reviewed by a minimum of two reviewers, and all individuals who submit proposals will receive

feedback about whether the proposal has been accepted for presentation by March 3, 2014. If you have any questions about the eCOTS program, contact the program chair, Michelle Everson, at gaddy001@umn.edu. ■



SALFORD SYSTEMS
Because Accuracy Matters

Discover the **Missing Link...**
...in the **Evolution of Regression.**

On-Demand Webinar Series 

<http://bit.ly/AMSTAT>

*From Classical Linear Regression
To Modern Ensembles*



Winners Announced for Best STEW/Census at School Lesson

Rebecca Nichols, ASA Director of Education, and Mary Richardson, STEW Editor



The American Statistical Association is pleased to announce the winners of the competition for the best new STatistics Education Web (STEW) lessons (www.amstat.org/education/stew) using U.S. Census at School data (www.amstat.org/censusatschool).

STEW is an online resource for free, peer-reviewed lesson plans for K–12 teachers. *Census at School* is a free, international classroom project that engages

students in grades 4–12 in statistical problemsolving using their own real data. Students complete a brief online survey, analyze their class census results, and compare their class with random samples of students in the United States and other countries.

The winning STEW lesson plans were new lessons using U.S. Census at School data with statistical concepts following the recommendations of the *Guidelines for Assessment and Instruction in Statistics Education (GAISE) Report: A Pre-K-12 Curriculum Framework*, Common Core State Standards for Mathematics, and *NCTM Principles and Standards for School Mathematics*. We congratulate the following winners and appreciate their efforts to enhance statistics education in the schools.

WINNERS

Grand Prize: \$500

Did I Trap the Median?

Sarah Parks, Mathew Steinwachs, Rafael Diaz, and Marco Molinaro

California State University Sacramento and University of California at Davis

Silver Medal Prize: \$300

Text Messaging Is Time Consuming! What Gives?

Jeanie Gibson, Mary McNelis, and Anna Bargagliotti (for Project-SET)

Hutchison School, St. Agnes Academy, and Loyola Marymount University

Bronze Medal Prize: \$200

Types of Average and Sampling: 'Household Words' to Dwell On

Lawrence Mark Lesser

The University of Texas at El Paso

The winning lessons and other free K–12 statistics lesson plans are available on the STEW website (www.amstat.org/education/stew) and under the resources page of the U.S. Census at School website (www.amstat.org/censusatschool/resources.cfm). To continue to build the STEW lesson plans and Census at School resources, we encourage statistics educators, teachers, and statisticians to submit their favorite lesson plans according to the STEW template to steweditor@amstat.org. We also welcome champions to help spread the Census at School program across the United States, and submit new resources. For more information about getting involved, please see <http://bit.ly/1fBPVQL> or contact Rebecca Nichols at Rebecca@amstat.org. ■

Applications Being Accepted for Summer Course

Applications are being accepted for the PaleON Project graduate student and post-doc summer course, "Assimilating Long-Term Data into Ecosystem Models." The course will take place August 17–23 at the University of Notre Dame Environmental Research Center in Land O'Lakes, Wisconsin. **The application deadline is February 15, 2014.**

The PaleoEcological Observatory Network (PaleON) team offers this hands-on course to 20 graduate students and researchers for training to collect and integrate paleoecological data into modern ecosystem models using Bayesian data assimilation techniques. Course participants will be a mix of biologists, ecosystem modelers, and statisticians.

Statisticians will develop skills in using statistical models for large-scale environmental research and will interact extensively with biologists and earth system scientists.

Course fees, room, and board are funded through an NSF grant, but participants must provide travel to Chicago, Illinois, or Madison, Wisconsin. See the course flyer at <http://bit.ly/197Lk6g> for details.

JSM 2014: Call for Contributed Abstracts

Jean Opsomer, 2014 JSM Program Chair

The 2014 JSM will take place at the Boston Convention and Exhibition Center in Boston, Massachusetts, August 2–7, 2014. As I am writing this, the members of the JSM Program Committee are hard at work finalizing next year's invited program. Together with the plenary lectures, these invited sessions will form the backbone of the 2014 JSM activities. But if you will forgive a bad analogy, what is the use of a backbone without the rest of the body? What makes the JSM a truly rewarding conference is not just these carefully selected sessions, but also the breadth of activities in which attendees can directly participate, ranging from continuing education short courses and roundtable luncheons to poster and contributed sessions.

Unlike conferences in many other disciplines, JSM is based on the principle that every participant should have the opportunity to present his/her work. That said, given the sustained growth JSM has experienced in recent years, we are getting close to the point where the size of the program becomes overwhelming for participants. I will return to this topic below.

The theme of 2014 JSM, laid out by ASA President Nat Schenker, is "Statistics: Global Impact—Past, Present, and Future." This theme seeks to emphasize, celebrate, and share information about the contributions our profession has made, currently makes, and will continue to make to important problems in the world. The website for JSM 2014, www.amstat.org/meetings/jsm/2014, already contains much information about the program, other JSM activities, and the host city—and more content is added frequently.

The next stage of preparation for JSM involves building the contributed program. This part of the JSM program includes poster sessions, SPEED sessions, topic-contributed sessions, and contributed sessions. I will describe each, but want to first draw your attention to the following important deadline. To present your work in any format, you *must* submit an abstract and register for the conference by February 3. The website above will provide instructions and links for the submission process.

Poster Sessions

Presentation of a poster is a terrific way to participate in the meeting. A poster affords you and your audience the chance to have a conversation about the work, making for a much more personal experience



compared to presenting in a contributed session. While poster sessions are still a somewhat new format at JSM, they have become more popular and well attended, so I encourage you to consider this format.

SPEED Sessions

This new type of session is a "hybrid" between a poster and presentation session that was introduced last year on a trial basis in collaboration with five ASA sections (i.e., Biometrics, Statistics in Epidemiology, Statistical Learning and Data Mining, Biopharmaceutical Statistics, and Survey Methodology). A speed session consists of 20 oral presentations of five minutes each, with 10 minutes of break after the first set of 10 talks. The short oral presentations are then followed by a poster session on the same day. All indications are that the trial was extremely successful, so SPEED sessions will again be featured next year.

Topic-Contributed Sessions

A topic-contributed session is organized around a common theme and includes five participants. The session can entail five papers, or four papers with discussant, or three papers with two discussants. Topic-contributed sessions have several advantages over contributed sessions:

- They provide a more cohesive set of papers with a common theme
- They are limited to five participants, rather than seven as in a contributed session, allowing up to 20 minutes for each speaker to present
- They are labeled as topic-contributed in the program, providing more visibility and attracting larger audiences

Topic-contributed sessions require more work up front, because the organizer has to select a theme, invite speakers, and submit a session proposal prior to February 3. Starting with JSM 2014, the number of topic-contributed sessions is going to be capped, with each participating society and the ASA section given an allocation based on past numbers. This is being done to help contain the growth of the JSM program, which has been particularly pronounced in this category. Because of this, it is expected that a selection of proposals will be done by the JSM Program Committee. Proposals not accepted can be converted to contributed sessions.

Contributed Sessions

The final category in the contributed program is the contributed sessions. These do not involve the up-front planning that characterizes topic-contributed sessions. To present a contributed paper, you simply have to submit a title and abstract, along with an indication of which ASA section is most closely associated with the topic of your paper. These sessions consist of seven papers, each presented in 15 minutes, and are put together by the JSM Program Committee.

In closing, let me return to the subject of the size of the JSM program. In Montréal, there were almost 700 sessions overall, with 47 going on at the same time during most of the conference. While this is a clear testimony to the vitality of the statistical discipline, it is also reaching the point where the program becomes unwieldy for both conference attendees and organizers. The Committee on Meetings (<http://bit.ly/1eTYLfA>), which is comprised of representatives of all the sponsoring societies, and the JSM Program Committee (www.amstat.org/meetings/jsm/2014/program.cfm) have been considering ways to manage the growth of the JSM program while maintaining the overall quality and high level of access embodied in the contributed portions of the program. The SPEED sessions, in addition to being an innovative and fun format, are meant to reduce the number of contributed sessions. Similarly, the newly introduced cap on the number of topic-contributed sessions is intended to slow the growth of the program. The latter decision was not taken lightly and is likely to be somewhat controversial, especially among participants who might see their session proposal not accepted. As we continue grappling with the issues surrounding future planning of JSM, I encourage you to contact us with your feedback and suggestions. ■



Powered by
architect

NEW LOOK, NEW CAPABILITIES, SAME RELIABILITY

Improve the way you design, simulate and monitor your adaptive and fixed clinical trials with East version 6

- Bayesian probability of success and predictive power
- Stratified survival study designs and simulation engines that connect to R code
- Trial monitoring dashboard for interim analyses and decision making

Cytel

www.cytel.com



Larry V. Hedges, Board of Trustees Professor at Northwestern University and senior fellow at NORC at the University of Chicago, was named the 2013–2014 Statistician of the Year by the Chicago Chapter of the American Statistical Association.

Hedges received the honor during an event at Chicago's East Bank Club on October 24. The chapter described Hedges as a person whose research straddles many fields, "in particular those of statistics, psychology, and education policy."

Hedges said Big Data will have profound consequences for science and industry and the future of the field of statistics may well hinge on ways in which Big Data is used in many areas of interest in a lecture prepared for the event, titled "Big Data with Big Consequences, but Who Will Benefit?"

At Northwestern, Hedges holds appointments in the departments of statistics and psychology, in the School of Education and Social Policy, and in the Institute for Policy Research. At NORC, he is also co-principal investigator for the Center for Advancing Research and Communications in Science, Technology, Engineering, and Mathematics.

Hedges is an elected member of the National Academy of Education and a fellow of the American Academy of Arts and Sciences, American Statistical Association, American Psychological Association, and American Educational Research Association. He was nominated by President Obama to the board of directors of the National Board for Education Sciences and confirmed to that position by the U.S. Senate.

Hedges is a graduate of the University of California at San Diego, with his master's and PhD degrees from Stanford University. ■

Oregon State Hosts Davidian



Three ASA presidents: Peter (Tony) Lachenbruch (2008), Marie Davidian (2013), and Sastry Pantula (2010)

The department of statistics at Oregon State University hosted ASA President Marie Davidian October 1 to celebrate the International Year of Statistics. Davidian gave a seminar titled "The Right Treatment for the Right Patient (at the Right Time)." It was attended by close to 100 students, faculty, and the public and followed by a reception. Davidian also spoke at the Oregon State Chapter of the ASA and gave the same seminar to the Portland Chapter. The celebration brought together three ASA presidents: Peter (Tony) Lachenbruch, Davidian, and Sastry Pantula, as Lachenbruch and Pantula now live in Corvallis, Oregon.

Read about your colleagues and friends in the news. Go to www.amstat.org and click on "Statisticians in the News."

Obituary

Donald C. Weber

Donald C. Weber, 88, of Oxford, Ohio, passed away on October 8, 2013, in Oxford.

Born in Wausau, Wisconsin, he grew up in Marathon City, Wisconsin, and enlisted in the U.S. Navy, serving initially in WWII and again in the Korea. In between his two enlistments, he attended the University of Wisconsin, and, in 1949, graduated with a degree in education.

Weber returned to the University of Wisconsin after his second enlistment, this time earning a master's degree in mathematics in 1954.

He worked as a teacher and an actuary in North Dakota and Wisconsin for several years before returning to graduate school at North Carolina State University in 1963. He earned a PhD in biomathematics from North Carolina State in 1970. He spent the rest of his career as a professor of statistics at Miami University, until retiring in 1989.

Weber was a devout Christian and longtime active member of Immanuel Lutheran Church in Hamilton, Ohio. His other passions included teaching, travel, classical music, and Miami sports, especially basketball and football. Condolences may be sent online to www.oglepaulyoungfuneralhome.com.

Nominations Wanted for IISA Young Researcher Awards

The International Indian Statistical Association (IISA) is seeking nominations for two young researcher awards for 2014. The awards will honor one outstanding researcher in theory and one in applications.

The recipients should have been born no earlier than January 1, 1968, and must have demonstrated significant contributions in research (theory and methodology or applications). To be eligible for the award, the candidate must be an IISA member at the time of nomination.

Nominations should contain the following:

- A cover letter explaining the significance of the candidate's research contributions and specifying the area in which they are to be considered (theory and methods or applications)
- An updated CV
- At least two letters of support

Send nominations to Mouli Banerjee at moulub@umich.edu on or before February 15, 2014. PDFs are preferred, but Microsoft Word files are also fine.

The awards, consisting of plaques and cash prizes, will be presented at the 2014 IISA Conference in Riverside, California, July 11–13, 2014.

The award is co-sponsored by IISA and Statistical Methodology. For more information, visit the IISA's website at <http://intindstat.org>. ■

Deadlines and Contact Information for ASA National Awards, Special Lectureships, and COPSS Awards

www.amstat.org/awards

December 15, 2013

COPSS Fisher Lectureship and Award

Terry Speed, terry@stat.berkeley.edu

December 15, 2013

ASA Noether Senior and Young Scholar Awards

Nominations: Pam Craven, pamela@amstat.org

Questions: Dennis Boos, boos@stat.ncsu.edu

January 15, 2014

COPSS Presidents' Award

Ray Carroll, copsspresidents14@gmail.com

January 15, 2014

COPSS Elizabeth L. Scott Award

Shirley Mills, smills@math.carleton.ca

March 1, 2014

ASA Fellows

Nominations accepted online at www.amstat.org

beginning October 1, 2013

Questions: Katherine L. Monti, kmonti@rhoworld.com

March 31, 2014

ASA Statistics in Chemistry Award

Philip J. Ramsey, pjrstats@aol.com

March 15, 2014

ASA W. J. Dixon Award for Excellence in Statistical Consulting

Nominations: Pam Craven, pamela@amstat.org

Questions: Lloyd J. Edwards, lloyd_edwards@unc.edu

March 15, 2014

ASA Founders Award

Nominations: Pam Craven, pamela@amstat.org

Questions: Marie Davidian, davidian@ncsu.edu

March 15, 2014

ASA W. J. Youden Award in Interlaboratory Testing

Nominations: Pam Craven, pamela@amstat.org

Questions: Michael J. Messner, messner.michael@epa.gov

March 15, 2014

ASA Waller Distinguished Teaching Career Award

Nominations: Pam Craven, pamela@amstat.org

Questions: Bradley A. Hartlaub, hartlaub@kenyon.edu

March 15, 2014

ASA Waller Education Award

Nominations: Pam Craven, pamela@amstat.org

Questions: Bradley A. Hartlaub, hartlaub@kenyon.edu

March 15, 2014

Karl E. Peace Award for Outstanding Statistical Contributions for the Betterment of Society

Nominations: Pam Craven, pamela@amstat.org

Questions: G. David Williamson, dxw2@cdc.gov

April 1, 2014

ASA Gertrude M. Cox Scholarship

Applications & Questions: Pam Craven, pamela@amstat.org

April 1, 2014

ASA Outstanding Statistical Application Award

Nominations: Pam Craven, pamela@amstat.org

Questions: DuBois Bowman

dbowma3@emory.edu

April 1, 2014

ASA Edward C. Bryant Scholarship

Applications: Pam Craven, pamela@amstat.org

Questions: Tapabrata Maiti, maiti@stt.msu.edu

April 1, 2014

ASA Excellence in Statistical Reporting Award

Nominations: Pam Craven, pamela@amstat.org

Questions: Morteza Marzjarani, mortkm2@yahoo.com

April 1, 2014


ASA Samuel S. Wilks Memorial Medal

Nominations: Pam Craven, pamela@amstat.org

Questions: Lynne Billard, lynne@stat.uga.edu

Open the door to your students' future.



 Minitab 16 Statistical Software

www.minitab16.com

Professional Opportunity listings may not exceed 65 words, plus equal opportunity information. The deadline for their receipt is the 20th of the month two months prior to when the ad is to be published (e.g., May 20 for the July issue). Ads will be published in the next available issue following receipt.

Listings are shown alphabetically by state, followed by international listings. Vacancy listings may include the institutional name and address or be identified by number, as desired.

Professional Opportunities vacancies also will be published on the ASA's website (www.amstat.org). Vacancy listings will appear on the website for the entire calendar month. Ads may not be placed for publication in the magazine only; all ads will be published both electronically and in print.

Rates: \$320 for nonprofit organizations (with proof of nonprofit status), \$475 for all others. Member discounts are not given. For display and online advertising rates, go to www.amstat.org/ads.

Listings will be invoiced following publication. All payments should be made to the American Statistical Association. All material should be sent to *Amstat News*, 732 North Washington Street, Alexandria, VA 22314-1943; fax (703) 684-2036; email advertise@amstat.org.

Employers are expected to acknowledge all responses resulting from publication of their ads. Personnel advertising is accepted with the understanding that the advertiser does not discriminate among applicants on the basis of race, sex, religion, age, color, national origin, handicap, or sexual orientation.

Also, look for job ads on the ASA website at www.amstat.org/jobweb.

University of Pittsburgh

Graduate School of Public Health

Department of Epidemiology

RESEARCH ASSISTANT PROFESSOR OF EPIDEMIOLOGY

The Department of Epidemiology, Graduate School of Public Health, University of Pittsburgh invites applications for a full-time faculty position at the level of Research Assistant Professor. The position is available immediately and requires an advanced degree in epidemiology or related field with experience in the management and analysis of medical data sets. The successful candidate will be part of a research group involved in designing, coordinating, and analyzing epidemiologic studies and clinical trials. The individual would also be expected to participate in study management, supervise students or staff, prepare data reports, and participate in writing manuscripts. This position is outside of the tenure stream and is funded by grants from the National Institutes of Health. Salary will be commensurate with experience. Applications will be reviewed until position is filled.

Send letter of intent, curriculum vitae, and the names of three references to: Position #0131111, c/o D. Bushey, Department of Epidemiology, University of Pittsburgh, A528 Crabtree Hall, 130 DeSoto Street, Pittsburgh, PA 15261; E-mail: dlb22@pitt.edu.

The University of Pittsburgh is an Affirmative Action/Equal Opportunity Employer.

California

■ We invite applications for two tenure-track level (assistant professor) positions in the areas of probability and statistics, with a start date of July 1, 2014. Apply at <http://bit.ly/HLCMZS> by December 6, 2013. Basic qualifications: A PhD, or equivalent, in any related field or ABD ("all but PhD degree") status if the PhD is completed within one year of appointment start date. The department is interested in candidates who will contribute to diversity and equal opportunity in higher education through their teaching, research, and service. The department is committed to addressing the family needs of faculty, including dual career couples and single parents.

■ The CSUF Department of Mathematics invites applications for a tenure-track faculty position in statistics at the Assistant Professor level beginning August 2014. A PhD in statistics or related field must be completed by the appointment date. All complete applications received by December 1, 2013 will receive full consideration. A complete description of the position is available at mathjobs.com. Applicants must submit their materials through www.mathjobs.org. Cal State Fullerton is an Equal Opportunity/Title IX/503/504/VEVRA/ADA Employer.

■ California State Polytechnic University, Pomona, Math & Statistics Department. Tenure-track position for assistant professor in statistics beginning 9/2014. Start-up funds, reduced teaching first two years. PhD in Statistics or closely related field by 9/22/2014. Deadline: 12/13/2013. May review late applications until position filled/closed. Submit: cover letter, CV, teaching philosophy, research statement, undergrad and grad transcripts, 3 recent reference letters. View details at www.csupomona.edu/~math/position. AA/EEO.

■ RAND Corporation is seeking PhD Statisticians for exciting opportunities to collaborate on multidisciplinary public policy research projects. Openings exist for recent graduates and experienced statisticians. See our ad in the September *Amstat News* for details or go to www.rand.org/statistics. Applications received by Dec. 15, 2013 will receive priority. Applications must be submitted online following the instructions at www.rand.org/statistics/jobs.html (search PhD statistician). Send questions to Susan_Paddock@rand.org. EO/AA Employer.

■ Applications and nominations are invited for an assistant/associate professor of statistics at the University of California, Riverside. The position targets candidates with high quality research and strong teaching records, and general training in statistics or biostatistics.

Possibilities and Probabilities

If working in an environment that values individuality and diversity and allows you to innovate, engage in problem solving, and achieve your professional goals appeals to you, then the Census Bureau is the place for you.

Your work as a Mathematical Statistician at the Census Bureau

- Design sample surveys and analyze the data collected.
- Design and analyze experiments to improve survey questionnaires and interview procedures.
- Improve statistical methods for modeling and adjustment of seasonal time series.
- Perform research on statistical methodology that will improve the quality and value of the data collected.
- Publish research papers and technical documentation of your work

Requirements

- U.S. citizenship
- Bachelor's, Master's or Ph.D with at least 24 semester hours in math and statistics (see website for more specifics on required coursework)

Apply at www.census.gov, click on Jobs@census, Headquarters and NPC Employment Opportunities, Mathematical Statistician

The U.S. Census Bureau is an Equal Opportunity Employer.

U S C E N S U S B U R E A U
Helping You Make Informed Decisions

U.S. Department of Commerce,
Economics and Statistics Administration,
U.S. Census Bureau

Qualified candidates must have a PhD in statistics or biostatistics or a similar statistically oriented discipline. Please visit <http://statistics.ucr.edu> for information. The university is an AA/EOE. Members of underrepresented groups are particularly encouraged to apply. The university has family-friendly policies and is committed to accommodating the needs of dual career couples.

Colorado

■ The Department of Mathematical and Statistical Sciences at the University of Colorado Denver invites applications for a tenure-track assistant professor in statistics beginning August 2014. We seek candidates with excellent research potential and strong commitment to quality teaching. Application review begins 1/6/2014. For more information, see the full posting at www.jobsatcu.com or contact Stephanie.Santorico@ucdenver.edu. The university is committed to diversity and equality in education and employment.

Connecticut

■ University of Connecticut-Storrs Department of Statistics has a tenure-track assistant professor position beginning fall 2014. Application deadline is January 17, 2014. Two years postdoc experience; research record in statistical theory, methods and computing in Genomics; publication record in health and physical sciences required. For details, visit <http://jobs.uconn.edu>. Women and members of under-represented groups are encouraged to apply. The university is an EEO employer.

■ Southern Connecticut State University-assistant professor of mathematics. Specialization: statistics. A detailed description of the position and required application materials can be found on the Southern Connecticut State University website <http://bit.ly/13kHD9i>. EOE.

Florida

■ Management Science Department, University of Miami, School of Business Administration, Coral Gables, Florida, USA. The Department of Management Science at the University of Miami invites applications for a tenure-track position in statistics starting August 2014. Salaries are extremely competitive and generous summer research support is anticipated. A PhD degree in statistics or a related field is required. To apply, please contact Yongtao Guan at yguan@bus.miami.edu. The university is an EO/AA employer.

■ The Department of Management Science at the University of Miami invites applications for an open-rank faculty of Business

Practice position starting August 2014. This is a non-tenure track position that focuses heavily on business applications. To apply, please contact Yongtao Guan at yguan@bus.miami.edu. The university is an EO/AA employer.

Georgia

■ Georgia Southern University, University System of Georgia, Assistant Professor of Biostatistics Search #67176. 2 open positions Jiann-Ping Hsu College of Public Health. Applications and nominations with the subject: "Application for Biostatistics # 67176" should be emailed to: Robert Vogel, PhD jphcophsearches@georgiasouthern.edu. Search # 67176 Biostatistics Georgia Southern University P. O. Box 8015 Statesboro, GA 30460-8015. EOE.

Idaho

■ Assistant professor of statistical science. Department of Statistical Science at University of Idaho invites applications for a tenure-track assistant professor(9-month) in computationally intensive statistical methods applied to systems biology, as defined by as defined by NIH: www.nigms.nih.gov/Research/FeaturedPrograms/SysBio; application screening begins 11/1/2013; Position starts 8/17/2014; AA/EOE.

Academia Sinica Institute of Statistical Science Regular Research Positions

The Institute of Statistical Science, Academia Sinica, is seeking candidates for regular research positions at the level of assistant, associate or full research fellow available in 2014. Candidates in all areas of Statistics will be considered. Candidates should have a PhD degree in statistics or related fields. Application materials must include (1) a curriculum vitae, (2) three letters of recommendation, and (3) representative publications and/or technical reports. Additional supporting materials such as transcripts for new PhD degree recipients may also be included. Except for the letters of recommendation, electronic submissions are encouraged. Applications should be submitted to

Dr. Hsin-Chou Yang
Chair of the Search Committee
Institute of Statistical Science,
Academia Sinica
128 Sec. 2 Academia Road, Taipei
11529, Taiwan, R.O.C.
Fax: +886-2-27831523
E-mail: hsinchou@stat.sinica.edu.tw

Applications should be received by
December 31, 2013 for consideration.



NORC at the University of Chicago is an independent research organization headquartered in downtown Chicago with additional offices on the University of Chicago's campus, in the D.C. Metro area, Atlanta, and Boston. With clients throughout the world, NORC collaborates with government agencies, foundations, educational institutions, nonprofit organizations, and businesses to provide data and analysis that support informed decision making in key areas including health, education, economics, crime, justice, energy, security, and the environment. Learn more about NORC's leadership and experience in data collection, analysis, and dissemination at:

www.norc.org.

NORC is actively seeking statisticians, survey methodologists, statistical programmers, data managers, survey directors, and social scientists with advanced training or experience in survey research or survey operations. New staff will be based in our Chicago, IL or Bethesda, MD offices. To apply for employment, please visit our website at:

<http://norccareers.silkroad.com>

NORC is an affirmative action, equal opportunity employer that values and actively seeks diversity in the workforce.

Department of Statistics Columbia University

Faculty Position Starting Fall 2014

The Department of Statistics invites applications for a faculty position in applied/interdisciplinary statistics to begin July 1, 2014. The position may be filled at any rank from tenure-track assistant professor through full professor with tenure. A Ph.D. in statistics or a related field and commitment to high quality research and teaching in statistics and/or probability are required. Candidates will be expected to sustain an active research and publication agenda and to teach in the departmental undergraduate and graduate programs. The department currently consists of 22 faculty members, 40 PhD students, and over 100 MS students. The department has been expanding rapidly and, like the University itself, is an extraordinarily vibrant academic community. For further information about the department and our activities, centers, research areas, and curricular programs, please go to our web page at: <http://www.stat.columbia.edu>.

Please initiate the application process at <https://academicjobs.columbia.edu/applicants/Central?quickFind=58288>

At Columbia's Recruitment of Academic Personnel (RAPS) secure website linked above, applicants at all ranks are asked please to create the applicant profile and upload the Curriculum Vitae. The completion of this brief process in RAPS is indicated by a confirmation number which the applicant should retain.

To complete the application process, applicants at all ranks must submit materials through Head Hunter at <https://editorialexpress.com/hhc>. The Department of Statistics positions will be visible in Head Hunter by clicking on "Positions" after logging in to the Candidate Application Interface.

In Head Hunter, applicants for this position at the assistant professor or non-tenured associate professor rank should submit a cover letter, Curriculum Vitae, a brief statement of their research plans, one writing sample, and arrange for three letters of reference to be sent on their behalf. Applicants at the tenured associate professor or full professor rank should submit a cover letter, Curriculum Vitae, and a statement of research.

Please note that an application will not be considered complete unless the process is completed in **both** Head Hunter and the Columbia RAPS system.

Inquiries may be made to dk@stat.columbia.edu

Review of applications begins on December 2, 2013 and will continue until the position is filled.

Columbia University is an Equal Opportunity/Affirmative Action employer.

Illinois

■ State Farm is seeking a research statistician to join a team of advanced analytics professionals. Experience using FCRA-governed consumer data sources highly desired. M.S. or above in quantitative discipline with experience in data mining, mathematical statistics, & statistical modeling preferred. To view the job description and apply, visit www.statefarm.com/careers and enter Job ID 39578. State Farm is an AA/EOE.

Indiana

■ The Department of Mathematics at Lafayette College invites applications for two tenure-track positions, a statistician, and a mathematician who will contribute to the departments joint major in mathematics and economics, to begin in the fall of 2014 at the level of assistant professor. Submit cover letter, CV, brief statements describing teaching philosophy and research program, and three references online at mathjobs.org. EPE.

Iowa

■ The Department of Biostatistics (cph.uiowa.edu/biostat) in The University of Iowa College of Public Health invites applications for tenure-track assistant professor positions. Candidates with expertise in the area of statistical genomics, clinical trials, Bayesian methods, or a combination of these areas are of particular interest. See <http://jobs.uiowa.edu>

(requisition #62969) for complete application information. The university is an AA/EOE.

Kentucky

■ The Statistics Department, University of Kentucky, has multiple tenure track positions beginning August 2014. The successful candidate is expected to teach undergraduate and graduate courses and conduct independent and collaborative research. Send CV, teaching and research statement, and at least three reference letters to statjobs@uky.edu or Statistics Department, University of Kentucky, 725 Rose Street, Lexington KY 40536-0082. See statistics.uky.edu. UK is an AA/EOE.

■ University of Kentucky, Assistant professor, tenure-track, biostatistics (public health), beginning 8/14. Potential for demonstrated excellence in methodological and collaborative research and in teaching public health professional students and biostatistics students. Selection begins 1/15/14 and continues until filled. CV, three reference letters to Richard Kriscio, 230 Sanders Brown Center on Aging, 800 South Limestone St., University Kentucky, Lexington, KY 40536-0236. jst227@uky.edu. The university is an AA/EOE.

■ Academic Position. PhD in statistics. Evidence of outstanding teaching ability, strong research potential, excellent communication skills. Responsibilities: Teach

undergraduate and graduate courses, maintain program of research activity including consulting for faculty, students, participate in university service. Visit: www.murraystatejobs.com/postings/2623. Women and minorities encouraged to apply. EOE/M/F/D, AA employer.

Massachusetts

■ The Department of Mathematics and Statistics of Mount Holyoke College invites applications for a tenure-track position in statistics at the Assistant Professor level for fall 2014. Qualifications include a doctorate and a commitment to teaching and scholarship. A candidate at the associate professor level might also be considered. Please submit all application materials through mathJobs.org. Applications received by November 27, 2013 will receive full consideration. AA/EOE.

Michigan

■ Grand Valley State University invites applications for assistant professor of statistics. Qualifications include a PhD in statistics or related field, evidence of commitment to teaching excellence and active scholarship, and an interest in using technology in teaching at all levels. For information regarding application materials, see our complete position description at www.gvsu.edu/stat. Applications only accepted online at www.gvsujobs.org; review begins on January 4, 2014. AA/EOE.



UNC
GILLINGS SCHOOL OF
GLOBAL PUBLIC HEALTH

FACULTY POSITIONS IN STATISTICAL GENETICS/GENOMICS

The Departments of Biostatistics and Genetics at The University of North Carolina at Chapel Hill are seeking applications for two tenure-track or tenured positions in statistical genetics/genomics, starting in the summer or fall of 2014. Primary appointments will be in the Department of Biostatistics in the Gillings School of Global Public Health, with joint appointments in the Department of Genetics in the School of Medicine. Appointments may be at the Assistant, Associate or Full Professor level, depending on qualifications. At least one position will be at the Assistant Professor rank. A doctoral degree in Biostatistics, Statistics or equivalent is required. Applicants should have broad research and teaching interests, the potential to direct PhD-level research, and the ability to engage in collaborative research with other faculty members at the University. The successful candidate will join a vibrant group of statistical geneticists in Biostatistics, Genetics and elsewhere at UNC. The University of North Carolina is among the nation's top public research universities, with dynamic programs in biostatistics, genetics, genomics, bioinformatics, biology, epidemiology, medicine, pharmacogenomics, statistics, and toxicology. In addition, UNC has numerous externally funded projects that provide an excellent environment for interdisciplinary research. Review of applications will start in January. The positions will remain open until filled.

To apply, use the electronic submission website at <http://unc.peopleadmin.com/postings/32949> and upload PDF versions of your CV, cover letter, and research and teaching statements. Candidates must also arrange for four letters of recommendation to arrive via email at bennett@bios.unc.edu addressed to:

Faculty Search Committee
c/o Vera Bennett
Department of Biostatistics
CB #7420, McGavran-Greenberg Hall
University of North Carolina at Chapel Hill
Chapel Hill, NC 27599-7420

At the UNC Gillings School of Global Public Health, diversity, inclusiveness and civility are core values as well as characteristics of the School. We strongly encourage applications from diverse individuals, including but not limited to diversity in such characteristics as race/ethnicity, color, national origin, age, gender, socioeconomic background, religion, creed, veteran's status, gender identity, gender expression, sexual orientation and disability. The University of North Carolina at Chapel Hill is an Equal Opportunity Employer.



Worldwide Search for Talent

City University of Hong Kong is a dynamic, fast-growing university that is pursuing excellence in research and professional education. As a publicly-funded institution, the University is committed to nurturing and developing students' talent and creating applicable knowledge to support social and economic advancement. Currently, the University has six Colleges/Schools. Within the next two years, the University aims to recruit **100 more scholars** from all over the world in various disciplines, including **science, engineering, business, social sciences, humanities, law, creative media, energy, environment**, and other strategic growth areas.

Applications and nominations are invited for :

Chair Professor/Professor/Associate Professor/Assistant Professor **Department of Systems Engineering and Engineering Management** [Ref. A/123/49]

The Department of Systems Engineering and Engineering Management is looking for talented faculty in emerging and interdisciplinary research areas such as risk engineering and management, quality and reliability engineering, system informatics and data mining, logistics and supply chain management, energy and environment, and other IE/OR related areas.

Requirements : A PhD in a highly relevant discipline with a promising research record and strong teaching ability. Good academic credentials and excellent communication skills are required. Successful candidates are expected to develop new research directions and new courses.

(Information about the Department is available at <http://www.cityu.edu.hk/seem/>.)

Salary and Conditions of Service

Remuneration package will be very attractive, driven by market competitiveness and individual performance. Excellent fringe benefits include gratuity, leave, medical and dental schemes, and relocation assistance (where applicable). Initial appointment will be made on a fixed-term contract.

Information and Application

Further information on the posts and the University is available at <http://www.cityu.edu.hk>, or from the Human Resources Office, City University of Hong Kong, Tat Chee Avenue, Kowloon Tong, Hong Kong [Email : hrojob@cityu.edu.hk/Fax : (852) 2788 1154 or (852) 3442 0311].

Please send the nomination or application enclosing i) a current curriculum vitae with evidence of teaching ability in English, and ii) a concise (up to 1 page) statement of research interests and teaching philosophy and at least three references to Head, Department of Systems Engineering and Engineering Management, or e-mail to "sehead@cityu.edu.hk". **Applications and nominations will receive full consideration until the positions are filled** and only shortlisted applicants will be contacted. Please quote the reference of the post in the application and on the envelope. Shortlisted candidates for the post of Assistant Professor will be requested to arrange for at least 3 reference reports sent directly by the referees to the Department, specifying the position applied for. The University's privacy policy is available on the homepage.

The University also offers a number of visiting positions through its "CityU International Transition Team" scheme for current graduate students, postdoctoral scholars, and for early-stage and established scholars, as described at http://www.cityu.edu.hk/provost/cityu_international_transition.htm.

City University of Hong Kong is an equal opportunity employer and we are committed to the principle of diversity. We encourage applications from all qualified candidates, especially those who will enhance the diversity of our staff.

City University of Hong Kong was ranked the 95th among the world's top universities and the 12th in Asia according to the *Quacquarelli Symonds* 2012/2013 surveys.
<http://www.cityu.edu.hk>



THE CHINESE UNIVERSITY OF HONG KONG



Applications are invited for:-

Department of Statistics

Professor(s) / Associate Professor(s) / Assistant Professor(s)

(Ref. 1314/047(060)/2)

The Department invites applications for faculty post(s) at all levels. Applicants should have (i) a PhD degree in statistics or a related field; (ii) high-quality research output; and (iii) a good track record in teaching. Those with exceptionally strong credentials may be considered for appointment at higher levels as Professor or Associate Professor. Review of applications will begin in January 2014 and will continue until the posts are filled.

Salary and Fringe Benefits

Salary will be highly competitive, commensurate with qualifications and experience. The University offers a comprehensive fringe benefit package, including medical care, a contract-end gratuity for appointments of two years or longer, and housing benefits for eligible appointees. Further information about the University and the general terms of service for appointments is available at <http://www.per.cuhk.edu.hk>. The terms mentioned herein are for reference only and are subject to revision by the University.

Application Procedure

Please send a cover letter, full curriculum vitae, statement of research and teaching, and copies of up to five recent publications (in .pdf format) to the Department of Statistics by e-mail to statdept@sta.cuhk.edu.hk, preferably by December 31, 2013. Please also arrange three letters of recommendation to be forwarded by referees directly to statdept@sta.cuhk.edu.hk. The Personal Information Collection Statement will be provided upon request. Please quote the reference number and mark 'Application – Confidential' on cover.

Nebraska

■ Statistics department seeks post-doctoral scholar. Expertise and interest in prediction, computing, complex and high dimensional data is essential. See <http://employment.unl.edu> (requisition # F_130182) for complete application information. Application review date is 11/1/2013. EOE.

New York

■ The Department of mathematics and statistics at the University at Albany, invites applications for two tenure-track positions in "data analytics." Candidates should apply using the university employment portal for the assistant professor position and (<http://bit.ly/17IXR48> for the open rank position) and have at least four letters of recommendation sent to the Chair, Department of Mathematics and Statistics, SUNY at Albany, Albany, NY 12222. AA/EOE.

■ Memorial Sloan-Kettering Cancer Center (New York) is seeking a doctoral-level biostatistician with an interest in collaborative research in important problems in cancer research to join an existing group of 35 biostatisticians (19 faculty and 16 research staff). Send CV and contact information for three referees to Alexia Iasonos, PhD at www.mskcc.org/biostat. MSKCC is an EOE.

Tenured/Tenure Track Faculty Position at Iowa State University

As part of the President's High Impact Hiring Initiative at Iowa State University, the Department of Statistics seeks outstanding applicants to fill a faculty position focused on data mining and statistical learning. This initiative includes a cluster hire program, spanning multiple colleges, to enhance research and develop infrastructure for disciplines engaged in big data discovery. Applicants should have a PhD in Statistics, Computer Science or a related discipline. Duties include undergraduate and graduate level instruction, graduate student advising, professional and institutional service, developing and sustaining a high impact research program that can successfully compete for external funding, and participating in collaborative research to address scientific problems involving massive, complex and high-dimensional data. A significant research record is required for appointment at the associate or full professor level.

Iowa State University is one of the nation's most student-centered public research universities with faculty committed to the land-grant principle of science with practice. ISU is a member of the Association of American Universities and is ranked as one of the top 50 public universities in the nation by U.S. News and World Report. The Statistics program currently has about 150 graduate students, 100 undergraduate majors, and 36 faculty. Faculty and students have traditionally maintained strong collaborations across campus. The Statistics Department is located in Snedecor Hall, which received an extensive renovation in 2009. Further information can be found at <http://www.stat.iastate.edu>. Questions about this position may be directed to the Department Chair at kkoehler@iastate.edu.

Applications should be submitted online at <https://www.iastatejobs.com>; look for vacancy number 131238. Candidates should be prepared to submit an application letter, curriculum vita, statements of research goals and teaching philosophy, contact information for three references, and up to three research papers. Review of applications will begin on 12/16/2013, and continue until the position is filled. Iowa State University is an equal opportunity employer committed to excellence through diversity and strongly encourages applications from all qualified applicants, including women and minorities. ISU has an array of policies to support work-life balance and needs of dual career couples.

■ Biological Statistics-Cornell: The Department of Biological Statistics and Computational Biology at Cornell University invites applications for a tenure track position at the assistant or associate professor level with an expected starting date of July 1, 2014. Applicants should submit a cover letter, curriculum vitae including a full list of publications, research and teaching statements, and up to three relevant research publications to <http://bit.ly/1acU6An>. EOE/AA.

North Carolina

■ Applications are invited for a tenure-track assistant professorship at The University of North Carolina at Charlotte starting August, 2014, in the area of statistics. Required qualifications are a PhD degree or equivalent in statistics, biostatistics, or a related field, a commitment to establishing a productive research program, and a commitment to teaching at the undergraduate and graduate levels. Apply at <https://jobs.uncc.edu> (position number 6501). EOE.

Ohio

■ The Department of Quantitative Health Sciences at the Cleveland Clinic is recruiting for faculty and master's-level positions. Many areas are being sought, including biostatistics, health economics, health status measures, analysis of population-based registries, diagnostic test assessment, ROC analysis, and

Lecturer Position at Iowa State University

Applications are invited for a full time non-tenure track lecturer position in the Department of Statistics. Primary duties include teaching, developing innovative methods of instruction, assisting with the coordination of multi-section introductory statistics courses, and assisting with the training of instructors and teaching assistants. Participation in local, national and international statistical societies and conferences is encouraged, especially with regard to efforts in statistical education. At the discretion of the Department Chair, some teaching obligations may be replaced with other duties such student advising or education research. The Department of Statistics has a thriving undergraduate Statistics program and is committed to providing quality instruction in statistics to disciplines across the university. This effort is led by a group of faculty who are deeply committed to developing innovative advances in statistics education. Further information about the department and this position can be found at <http://www.stat.iastate.edu>. Questions about this position should be directed to the Department Chair at kkoeehler@iastate.edu.

Candidates should provide an application letter, curriculum vita, transcripts, teaching philosophy statement, and three letters of recommendation. Please submit applications online at <https://www.iastatejobs.com>; look for vacancy number 131237. Review of applications will begin on 12/16/2013 and will continue until the position is filled. EOE/AA.



UNC
GILLINGS SCHOOL OF
GLOBAL PUBLIC HEALTH

The Department of Biostatistics at the Gillings School of Global Public Health and the School of Nursing (SON) at the University of North Carolina at Chapel Hill are seeking a non-tenure Research track faculty member with strong interest and commitment to engage in collaborative research in nursing, teach and conduct independent methodological research at a level commensurate with the non-tenure Research track. This 12-month full-time position is open at the Assistant or Associate Research Professor level with primary appointment in Biostatistics and secondary appointment in Nursing. The highly ranked Biostatistics Department is in the top schools of public health in the country. The SON is nationally recognized as one of the premiere nursing schools in the country, with a tri-fold mission of excellence in nursing education, research and practice. Applicants should hold a PhD in biostatistics or statistics or commensurate degree, and possess excellent communication skills. The review of applications will start in January 2014. This position will remain open until filled.

To apply, use the electronic submission website at <https://unc.peopleadmin.com/postings/33486> and upload PDF versions of your CV, cover letter, and research and teaching statements. Candidates must also arrange for three letters of recommendation to be emailed to vera_bennett@unc.edu addressed to:

Faculty Search Committee
c/o Vera Bennett
Department of Biostatistics
CB #7420, McGavran-Greenberg Hall
University of North Carolina at Chapel Hill
Chapel Hill, NC 27599-7420

At the UNC Gillings School of Global Public Health and the SON, diversity, inclusiveness and civility are core values as well as characteristics of the Schools. We strongly encourage applications from diverse individuals, including but not limited to diversity in such characteristics as race/ethnicity, color, national origin, age, gender, socioeconomic background, religion, creed, veteran's status, gender identity, gender expression, sexual orientation and disability. The University of North Carolina at Chapel Hill is an Equal Opportunity Employer.



FREY FAMILY ENDOWED CHAIR IN QUANTITATIVE FINANCE

The Stony Brook Department of Applied Mathematics and Statistics solicits applications for the Frey Family Endowed Chair of Quantitative Finance, a tenured professorship. Candidates must have a distinguished reputation for research and graduate training in mathematics, statistics or operations research with application to the theory and practice of quantitative finance. The endowed chair will direct the department's growing quantitative finance program (currently 75 Master's and PhD students), including teaching and advising as required; must articulate a strong vision for the continued development of the program; develop outreach initiatives to the investment community, including executive programs and sponsored funding; participate in and provide leadership for the strong research program in QF; and supervise and train PhD students.

The department is ranked among the top 10 applied mathematics departments in the U.S. Its 22 full-time and 15 adjunct faculty have a broad array of research interests and collaborations in applied mathematical sciences. It has access to several high-performance computers, including a 100Tf Blue Gene system. The department graduates about 18 PhDs, 55 MSs, and 110 BSs annually.

The University is located 50 miles from Manhattan and one mile from the headquarters of Renaissance Technologies. Send application materials including a cover letter addressing qualifications for the position, CV, and statement of research interests and arrange to have at least three professional references sent to: **Professor W. Brent Lindquist, Chair, Department of Applied Mathematics and Statistics**. Consideration of applications will begin in fall 2013 and will continue until the position is filled.

For a full position description and/or application procedures, visit www.stonybrook.edu/jobs (Ref. # F-8149-13-09.)

Stony Brook University/SUNY is an equal opportunity, affirmative action employer.

psychometrics. Details for all positions, as well as application instructions, are on our website: www.lerner.ccf.org/qhs/jobs. EOE.

■ The Ohio State University Department of Statistics searches for two tenure-track assistant professors beginning Autumn, 2014. For one position, applicants should have expertise in statistics and machine learning. For the second, applicants should have expertise in statistical modeling in high-dimensions. PhD in statistics (or related area) by August 20, 2014, is expected. Applicants apply electronically at <http://bit.ly/rPfZ4s>. Review process will begin on November 1, 2013. The university is an EOE/AA. To build a diverse workforce, Ohio State encourages applications from individuals with disabilities, minorities, veterans, and women. Flexible work options are available. Ohio State is an NSF Advance Institution.

Oregon

■ The Department of Statistics at Oregon State University invites applications for a tenure-track or tenured faculty position in statistics at the assistant/associate/full professor rank, starting 9/16/2014. Submit applications online at <http://oregonstate.edu/jobs> with posting number #0011405. Applications received by 12/31/2013 will receive full consideration. OSU is an affirmative action/equal opportunity employer, and has a practice of being responsive to the needs of dual-career couples.



FACULTY POSITIONS IN STATISTICS

The Computer, Electrical, and Mathematical Sciences and Engineering Division at King Abdullah University of Science and Technology (KAUST) invites applications for faculty positions in Statistics at all levels (Assistant, Associate, and Full Professor) beginning in the Fall of 2014.

KAUST is an international, graduate research university dedicated to advancing science and technology through interdisciplinary research, education, and innovation. Located on the shores of the Red Sea in Saudi Arabia, KAUST offers superb research facilities, generous assured research funding, and internationally competitive salaries, attracting top international faculty, scientists, engineers, and students to conduct fundamental and goal-oriented research to address the world's pressing scientific and technological challenges related to the areas of food, water, energy, and the environment.

Statistics is within the Computer, Electrical, and Mathematical Sciences and Engineering Division, and part of the program on Applied Mathematics and Computational Science. We are interested in applicants with background primarily in computational statistics and modeling, spatial statistics, or analysis of large and complex datasets, though excellent candidates with other expertise in statistics related to sciences and engineering will be considered as well.

The successful candidate will have a doctoral degree in Statistics or equivalent, experience in interdisciplinary research, and a strong publication record commensurate with the level of the post he/she applies for. For senior positions, the evidence of track record in successful attracting external funding and independent research is essential.

Applicants should apply at <http://apptrkr.com/396065>. Applications received by **December 31, 2013** will receive full consideration and positions will remain open until filled.



Southern Methodist University and the University of Texas Southwestern Medical Center Seek Director for New Ph.D. Program in Biostatistics

Ph.D. Program in Biostatistics: Southern Methodist University (SMU) and the University of Texas Southwestern Medical Center (UTSW) are pleased to announce a new Ph.D. program in Biostatistics offered in partnership between the Department of Statistical Science at SMU and the Department of Clinical Sciences at UTSW. The Ph.D. program in Biostatistics will be launched in the Fall 2014 semester.

The SMU Department of Statistical Science has a well-established Ph.D. program in Statistics, and has conferred over 170 Ph.D. degrees in Statistics since 1966. UT Southwestern houses one of the top medical schools in the USA and is located in close proximity to SMU. More than 20 Ph.D. faculty biostatisticians (tenured and non-tenured) are employed in the Department of Clinical Sciences at UTSW, who publish extensively in statistical and medical journals, and there is abundant opportunity to engage in biomedical research in which innovative statistical approaches are used to solve challenging data analysis issues.

Position: (Position # 00053527) SMU and UTSW seek an experienced professional Biostatistician to serve as Director of the Biostatistics Degree Program. Rank will be commensurate with experience. The selected individual will have tenured faculty appointments at both institutions.

Qualifications: The candidate must hold a Ph.D. in Biostatistics or Statistics and have an exceptional record of research and grant funding in the area of Biostatistics. Excellent written and oral communication skills are essential. Primary responsibilities include directing the new Ph.D. program in Biostatistics, teaching, and research.

Salary: Salary will be competitive and commensurate with rank and experience.

To Apply: Applications may be submitted electronically (PDF format preferred) or by letter and should include a statement of research and teaching interests, curriculum vitae and contact information for three references. To ensure full consideration, an application must be received by December 31, 2013, but the committee will continue to accept applications until the position is filled. Applications should be sent to Sheila Crain, Department of Statistical Science, Southern Methodist University, P.O. Box 750332, Dallas, Texas 75275 or to scrain@smu.edu.

Web Sites: <http://www.smu.edu/statistics>

<http://www.utswmed.edu/education/medical-school/departments/clinical-sciences/index.html>

SMU will not discriminate in any employment practice, education program or educational activity on the basis of race, religion, national origin, sex, age, disability, genetic information, or veteran status. SMU's commitment to equal opportunity includes nondiscrimination on the basis of sexual orientation and gender identity and expression. Hiring is contingent upon the satisfactory completion of a background check.

UTSW is an Affirmative Action/Equal Opportunity Employer. Women, minorities, veterans and individuals with disabilities are encouraged to apply.



VirginiaTech
Invent the Future

Department of Statistics

The Department of Statistics, Virginia Tech, (see www.stat.vt.edu) anticipates a tenure-track position with an emphasis on spatial-temporal statistics, environmental statistics and related fields. The starting date is August, 2014. Appointments at the assistant professor level are preferred, but exceptional senior candidates will be considered. Applicants must have earned a doctorate in statistics, biostatistics, or closely related field at the time of appointment.

Questions can be directed to Professor Jeffrey B. Birch, Search Chair, Department of Statistics, Virginia Tech, Blacksburg, VA 24061-0439, Tel: (540) 231-7034, Email: jbbirch@vt.edu. Applications must be submitted online at <https://listings.jobs.vt.edu/postings/42606> (posting #TR0130079). The application package should include a cover letter, curriculum vitae, a research plan and a statement of teaching philosophy. Applicants should arrange for three letters of recommendation to be submitted directly to the Search Chair. Review of applications will begin on December 1, 2013 and continue until the position is filled.

Virginia Tech is an EO/AA university, and offers a wide range of networking and development opportunities to women and minorities in science and engineering. Individuals with disabilities desiring accommodations in the application process should notify Ms. Betty Higginbotham (higgvt@vt.edu), Statistics Department, (540) 231-5657, or call TTY 1-800-828-1120.

Pennsylvania

■ The Wharton Department of Statistics, University of Pennsylvania, is seeking full-time, tenure-track faculty at any level: assistant, associate, or full professor; appointment beginning July 2014. Applicants should show outstanding capacity in research and teaching. Applicants must have a PhD (expected completion by June 30, 2015 is acceptable) from an accredited institution. Please visit our website to apply: <http://bit.ly/1gbuCY>. Questions should be sent to statistics.recruit@wharton.upenn.edu. The university is an AA/EOE.

■ Possible tenure-track and visiting positions. Collegial environment emphasizing disciplinary and cross-disciplinary research and teaching. All areas of statistics welcome. Joint appointments possible with other units in the Pittsburgh area. See www.stat.cmu.edu (email: hiring@stat.cmu.edu). Send CV, research papers, relevant transcripts, and three recommendation letters to: Faculty Search Committee, Statistics, Carnegie Mellon University, Pittsburgh, PA 15213, USA. Application screening begins immediately, continues until positions closed. Women and minorities are encouraged to apply. AA/EOE.

Texas

■ The Department of Mathematics at the University of Texas-Pan American seeks a tenure-track assistant professor with preferred



UNC
GILLINGS SCHOOL OF
GLOBAL PUBLIC HEALTH

The Department of Biostatistics and the Lineberger Comprehensive Cancer Center (LCCC) at the University of North Carolina at Chapel Hill are seeking a non-tenure track faculty member with expertise in basic cancer research including but not limited to genomics, genetics, proteomics, and computational biology to collaborate with cancer researchers in these areas. This position is open at the **Clinical or Research track and at the Assistant or Associate Professor level**. For the Research track position, the faculty member is expected to engage in independent methodological research. The LCCC is one of 27 NCI-designated comprehensive cancer centers. Applicants should hold a PhD in biostatistics or statistics, and possess good communication skills. This position will remain open until filled.

To apply, use the electronic submission website at <https://unc.peopleadmin.com/postings/32860> and upload PDF versions of your CV, cover letter, and research and teaching statements. Candidates must also arrange for three letters of recommendation to be emailed to vera_bennett@unc.edu addressed to:

Faculty Search Committee
c/o Vera Bennett
Department of Biostatistics
CB #7420, McGavran-Greenberg Hall
University of North Carolina at Chapel Hill
Chapel Hill, NC 27599-7420

At the UNC Gillings School of Global Public Health, diversity, inclusiveness and civility are core values as well as characteristics of the School. We strongly encourage applications from diverse individuals, including but not limited to diversity in such characteristics as race/ethnicity, color, national origin, age, gender, socioeconomic background, religion, creed, veteran's status, gender identity, gender expression, sexual orientation and disability. The University of North Carolina at Chapel Hill is an Equal Opportunity Employer.

areas probability and statistics. Applicants must have a PhD in statistics or mathematical sciences at the time of hire, strong research credentials, and strong accomplishments or promise in teaching. For a complete job description, see <http://bit.ly/1dSFcAG>. UTPA is a Hispanic-serving Institution. Women and minorities are encouraged to apply.

■ Sam Houston State University Dept. of Mathematics and Statistics invites applications for a tenure-track asst. professor position in statistics beginning fall 2014. Requirements: PhD in statistics, excellent communications skills, strong commitment to quality teaching, scholarly and research activities, and service. Review begins November 2013. Applicants must submit a cover letter, CV, teaching statement, research statement, and three letters of reference online at <https://shsu.peopleadmin.com/postings/8907>. The university is an AA/EOE and smoke/drug-free workplace.

Virginia

■ Riverside Health System is seeking a biostatistician. They will serve as the trial pre-view/longitudinal and statistical design specialist and is responsible for statistical expertise to the Internal Review Board, the Director of Research Design and Compliance, the Director of Grant Development and Coordination, and Research Study Principal Investigators. Riverside offers a competitive salary and benefits: tuition reimbursement, Health, dental, retirement, life insurance and more! www.riversideonline.com/careers. EOE.

■ University of Virginia, Division of Translational Research and Applied Statistics seeks tenure-eligible, assistant Professor. Requirements: PhD in biostatistics/statistics, excellent oral and written communication skills. Experience in the analysis of laboratory data and experimental design; teaching; and grant writing preferred. To apply, visit <https://jobs.virginia.edu> and search on Posting Number 0613020. Complete a profile online, attach a cover letter, curriculum vitae and contact information for three references. The University of Virginia is an AA/EOE.

Wisconsin

■ One tenure-track assistant/associate professor position in UW-Madison statistics and biostatistics & medical informatics Depts., beginning August 2014, contingent upon budget funding. PhD in statistics, Biostatistics, or related field required prior to starting. Research activity in bioinformatics, statistical genetics and genomics, and computational biology is especially of interest. For more information see www.stat.wisc.edu. Reference PVL#78000 when applying, deadline December 16, 2013. EOE.

Survey Sampling Statistician

EOE

Westat is an employee-owned corporation headquartered in the suburbs of Washington, DC (Rockville, Maryland). We provide statistical consulting and survey research to the agencies of the U.S. Government and to a broad range of business and institutional clients. With a strong technical and managerial staff and a long record of quality research, Westat has become one of the leading survey research and statistical consulting organizations in the United States.

Our company was founded in 1961 by three statisticians. The current staff of more than 2,000 includes over 60 statisticians, as well as research, technical, and administrative staff. In addition, our professional staff is supported by data collection and processing personnel situated locally and in field sites around the country. The work atmosphere is open, progressive, and highly conducive to professional growth.

Our statistical efforts continue to expand in areas such as the environment, energy, health, education, and human resources. Westat statisticians are actively involved in teaching graduate-level courses in statistical methods and survey methodology in collaborative arrangements with area colleges and universities.

We are currently recruiting for the following statistical position:

Survey Sampling Statistician

Responsibilities include: developing sample designs (determining stratification and allocation to strata; determine sample size based on differences and power; determine optimal clustering; and select sample); selecting and/or constructing appropriate sample frame; developing and documenting weighting plan which includes non-response adjustment and bench-marking; developing and conducting imputation for item nonresponse and estimating sampling errors using appropriate software; writing specifications for programmers; and preparing reports on sample design, weighting procedures and other methodological issues. Candidates would benefit from knowing SAS and other statistical software packages; although candidates are not required to do programming. A master's or doctoral degree in statistics is required with 3 or more years of relevant experience. Coursework in sample survey design is highly desirable.

Westat offers excellent growth opportunities and an outstanding benefits package including life and health insurance, an Employee Stock Ownership Plan (ESOP), a 401(k) plan, flexible spending accounts, professional development, and tuition assistance. To apply, go to www.westat.com/careers.



An Employee-Owned
Research Corporation*

FACULTY POSITION

The Division of Biostatistics and Epidemiology at Cincinnati Children's Hospital Medical Center is recruiting for faculty dedicated to the theory and application of quantitative methods in the health sciences focusing on Neuroimaging.

Cincinnati Children's mission is to improve child health and transform delivery of care through fully integrated, globally recognized research, education and innovation. It is one of the largest research intensive children's hospitals in the nation and ranks among the top pediatric medical centers in the world with respect to external funding and impact measures. The Division of Biostatistics and Epidemiology is developing a world-class program that will lead by conducting independent, innovative methodological research by lending authoritative support to basic and clinical research programs, and by providing outstanding education and training to students and professionals.

Currently, we are recruiting for a faculty position with responsibility to: 1) Develop and implement novel statistical method for use in advanced neuroimaging and brain mapping involving MRI, fMRI, DTI, MEG, EEG and/or TMS methods using resources available at Cincinnati Children's, 2) Provide high level statistical image analysis expertise and support for collaborative image research projects that utilize these methods for studies of developmental and neurocognitive disorders of childhood, 3) Collaborate with biostatistician and radiology faculty to prepare grant application and scientific publications. Candidate must have a Ph.D. in biostatistics, statistics, mathematics or related field. Previous experience in neuroimaging analysis methods complementary to multimodal brain modeling based on MRI, MEG, EEG or TMS is an asset.

Applicants should send a curriculum vita, brief statement of research interests, and the names of three references to: Julie Burns, Cincinnati Children's Hospital Medical Center, 3333 Burnet Avenue, Cincinnati, OH 45229, ML 5041; email: julie.burns@cchmc.org or fax to (513) 636-1254.



Cincinnati Children's Hospital Medical Center is an Affirmative Action/
Equal Opportunity Institution. Women and minorities are encouraged to apply.

University of Pittsburgh

Graduate School of Public Health
Department of Epidemiology

ASSISTANT PROFESSOR OF EPIDEMIOLOGY

The Department of Epidemiology, Graduate School of Public Health, University of Pittsburgh invites applications for a full-time faculty position at the level of Assistant Professor. The position is available immediately and requires an advanced degree in epidemiology or a related field with experience in the management and analysis of imaging data. The successful candidate will be part of a research group involved in designing, coordinating, and analyzing epidemiologic studies and clinical trials. The individual would also be expected to participate in study management, supervise students or staff, prepare data reports, and participate in writing manuscripts. This individual will also be expected to assist with teaching, by lecturing in courses and mentoring students. This position is outside of the tenure stream and is funded by grants from the National Institutes of Health. Salary will be commensurate with experience. Applications will be reviewed until position is filled.

Send letter of intent, curriculum vitae, and the names of three references to: Position #0131107, c/o D. Bushey, Department of Epidemiology, University of Pittsburgh, A528 Crabtree Hall, 130 DeSoto Street, Pittsburgh, PA 15261; E-mail: dlb22@pitt.edu.

The University of Pittsburgh is an Affirmative Action/Equal Opportunity Employer.

■ One tenure-track assistant professor position in UW-Madison Statistics Dept., with research interest in statistical theory and/or methodology, beginning August 2014, contingent upon budget funding, PhD in Statistics or closely related quantitative field required prior to starting. Research in the analysis of large, complex data structures is especially of interest. For more information, visit www.stat.wisc.edu. Reference PVL#77999 when applying, deadline December 16, 2013 EOE.

International

■ The Dalla Lana School of Public Health at the University of Toronto is seeking an outstanding candidate for a tenure-stream or tenured appointment within the division of biostatistics, at the rank of assistant/associate professor. The starting date is negotiable. All areas of biostatistics are welcome. For details, see <http://bit.ly/1iS91ll> or send inquiries to acadsearch.dlsph@utoronto.ca. The search will remain open until the position is filled. EOE.

■ Faculty positions in science, technology, and innovation Skolkovo Institute of Science and Technology Moscow, Russia. Seeking candidates in science and technology for tenured and tenure-track positions to begin early 2014 or thereafter. Established in collaboration with M.I.T., Skoltech integrates strong

Mississippi State University

Mathematics & Statistics Faculty Position in Statistics

Applications are invited for one tenure-track position, for an Assistant Professor, starting August 2014. Requirements include a doctoral degree in biostatistics or statistics, demonstrated success in research, experience directing theses and dissertations and a commitment to effective graduate and undergraduate teaching. Salary is competitive and commensurate with qualifications. Candidates in any area of statistics or biostatistics are encouraged to apply. The Department of Mathematics and Statistics offers an M.S. degree in statistics and a Ph.D. degree in mathematical sciences. Opportunities exist for interdisciplinary research and consulting in applied areas such as agricultural sciences, biological sciences, engineering, forestry, geosciences, remote sensing, and veterinary sciences.

For full consideration, send a detailed resume, transcripts, a summary of research plans and experience directing theses and dissertations, a statement of teaching philosophy, and three letters of recommendation, at least one of which addresses the applicant's teaching to:

Chair, Statistics Search Committee
Department of Mathematics & Statistics
P. O. Box MA
Mississippi State, MS 39762-9715

Further information about the department can be found at www.msstate.edu/dept/math. All applicants must also complete the online Personal Information Data Form located at www.jobs.msstate.edu. Select "Create Application" and choose "Personal Information Data Form."

The screening process will begin on November 1, 2013 and will continue until the position is filled.

Mississippi State University is an AA/EOE



EMORY UNIVERSITY

ROLLINS SCHOOL OF PUBLIC HEALTH • DEPARTMENT OF BIOSTATISTICS AND BIOINFORMATICS FACULTY POSITIONS AVAILABLE AT ALL LEVELS

The Department of Biostatistics and Bioinformatics is seeking to fill up to two tenured or tenure-track faculty openings at all levels (full, associate, and assistant professors). We are recruiting for faculty in all areas, but we especially welcome applications from candidates with research interests focused on the development and application of quantitative methods for high-dimensional data analysis. For one position, preference will be given to individuals specializing in biomedical imaging research, to build upon the department's Center for Biomedical Imaging Statistics with links to imaging research across the health sciences. Responsibilities associated with these positions include methodological and collaborative research, teaching, and the supervision of graduate students.

Collaborative opportunities exist within the Rollins School of Public Health departments of epidemiology, behavioral sciences and health education, health policy and management, environmental and occupational health, and global health. Research opportunities also exist throughout Emory's Woodruff Health Sciences Center including the School of Medicine, the Winship Cancer Institute, Yerkes Primate Center, the Vaccine Center, and the Center for AIDS Research.

The department currently has 26 doctoral faculty and 8 masters level associate faculty members with primary appointments. The department participates in the Atlanta Clinical and Translational Research Institute, serves as the Data Coordinating Center for several NIH clinical trials, and operates the Biostatistics Consulting Center. The department offers a doctoral graduate program in biostatistics from the Laney Graduate School of Arts and Science and master's degree programs in biostatistics and public health informatics from the Rollins School of Public Health. A concentration in bioinformatics, imaging, and genetics (BIG) is available at the doctoral level.

Requirements: doctoral degree in biostatistics/statistics or a related field; strong record of or high potential for methodologic research; intent and ability for scientific collaborative research and graduate level teaching; excellent oral and written communication skills. Candidates for associate or full professor should have an established record of funded research.

Salary and rank commensurate with experience. A letter summarizing experience, a statement of research interests, a complete curriculum vitae, and three reference letters should be sent to:

Faculty Search Committee, c/o Mary Abosi (mabosi@emory.edu)
Emory University, Department of Biostatistics and Bioinformatics, 1518 Clifton Rd., NE, Atlanta, GA 30322
<http://www.sph.emory.edu/hpbios.html>

Consideration of applications will begin immediately, and applications will be considered until positions are filled. Successful candidates must be authorized to work in the United States. The Rollins School of Public Health of Emory University is an equal opportunity/affirmative action employer. The department has a culturally diverse faculty and strongly encourages applications from women and minority candidates.

USF UNIVERSITY OF SOUTH FLORIDA

PEDIATRIC EPIDEMIOLOGY CENTER

The Pediatric Epidemiology Center at the University of South Florida is seeking an **Associate or Full Professor in Biostatistics** to fill a non-tenure earning position as a **Senior Biostatistician/ Faculty Leader**. The Center is NIH funded as a data coordinating center for several large clinical networks and actively participates in the design and conduct of epidemiological studies and clinical trials.

This position will conduct collaborative research and provide active support for ongoing Center activities. Opportunities exist for collaborations in NIH funded research in cancer symptom management and quality of life studies, type 1 diabetes prevention, and rare diseases. The Center is seeking candidates with expertise in clinical trials; however other areas of statistical application are sought after as well. Opportunities exist for teaching and graduate student mentoring, if desired.

The level of appointment will be commensurate with qualifications and experience and salary will be based upon the University of South Florida pay scale. The incumbent has the potential to be appointed as Associate Director of the Center and become the Principal Investigator on one or more studies. The incumbent must be a U.S. citizen or permanent resident.

Qualifications: The successful candidate is expected to have demonstrated productivity and leadership in their chosen field, and to complement existing strengths in the Center, which include epidemiology, biostatistics, clinical genetics, statistical genetics and bioinformatics. All candidates must have earned a Ph.D. degree, and have demonstrated excellence and creativity in research.

How to Apply: Applicants should send a letter of application, curriculum vitae, and a statement of interest as pdf files to Tara.Thornton@epi.usf.edu. Candidates should also arrange for three letters of recommendation to be sent directly to the above email address. Applicants are encouraged to submit their materials as soon as possible.

About the Pediatric Epidemiology Center: The Pediatric Epidemiology Center is comprised of a diverse team of 25 faculty and more than 100 staff with expertise in biostatistics, epidemiology, health informatics, computer science, genetics, nutrition, psychology, pediatrics, public health, clinical trials, and health services research. With funding from the National Institutes of Health, Department of Defense, and other sources, the Center provides the technical means to facilitate interaction and contributions in knowledge among physicians and patients throughout the U.S. and international communities. By strengthening this vital network, we can work to improve research on many different types of diseases. For more information, please visit <http://health.usf.edu/medicine/pediatrics/epidemiology/index.htm>.





FACULTY POSITION IN BIOSTATISTICS

The Section of Clinical Statistics at Mayo Clinic in Rochester, MN is seeking a motivated and talented biostatistician looking to establish a successful career in a collaborative research environment.

The successful candidate will have a PhD in biostatistics or closely related field and at least one year post graduate experience. Clinical trial and comparative effectiveness research expertise is desirable. The biostatistician will be expected to lead a team of allied health (BS and MS-trained statisticians and programmers) and interact with collaborators across a broad spectrum of clinical and translational research.

Mayo Clinic in Rochester, MN combines the comfort of small city living with easy access to rich cultural and entertainment opportunities in nearby Minneapolis/St. Paul. Mayo Clinic also offers a highly competitive compensation package, which includes exceptional benefits, and has been recognized by *FORTUNE* magazine as one of the "100 Best Companies to Work For."

If you are looking for an opportunity to be part of a lasting legacy, we invite you to visit us online at www.mayoclinic.org/scientist-jobs/ and reference job posting number 27940BR.

You may also scan the code to begin your job search, or you may contact Jennifer Schilbe, Physician Recruiter: schilbe.jennifer@mayo.edu.



Heal the sick, advance the science, share the knowledge.

©2013 Mayo Foundation for Medical Education and Research. Mayo Foundation is an affirmative action and equal opportunity educator and employer. First offense employment drug screening is required.

graduate educational programs and cutting-edge research with an ecology of innovation and entrepreneurship. Visit www.skoltech.ru/faculty for more information and application details. Application deadline: 12/15/13.

■ Applications are invited for a teaching-track faculty position at Carnegie Mellon Qatar in Education City, Doha. This position emphasizes undergraduate teaching primarily, but also involves a combination of course development and/or research. All areas of statistics are welcome. See www.stat.cmu.edu (email: hiring@stat.cmu.edu). Send CV, relevant transcripts, teaching statement, and three recommendation letters to: Search Committee, Statistics, Carnegie Mellon University, Pittsburgh, PA 15213 or hiring@stat.cmu.edu. Women and minorities are encouraged to apply. AA/EOE.

■ National Chenghi University, Taipei, Taiwan. The department of statistics invites applicants for a tenure-track position of Assistant or Associate Professor, starting 8/1/2014. Qualifications: research/teaching excellence; PhD in statistics or related fields. Applications should be completed by 2/15/2014 for full consideration. Additional information at <http://stat.nccu.edu.tw/app/news.php?Sn=315>. ■



STATISTICS EDUCATION LEADER

The Department of Statistics at The Pennsylvania State University is searching for an individual with the interest and ability to become involved immediately in leadership of statistics education at Penn State. This position is open at any level and may include the possibility of a tenure-track appointment for a candidate who is (or who can demonstrate convincingly the potential to become) a nationally or internationally recognized leader in statistics research. All statistics research areas are of potential interest, including research in statistics education.

The Penn State Statistics Department's diverse educational mission includes a robust and growing undergraduate major in statistics; numerous online course offerings, including the top online professional Masters of Applied Statistics program in the United States; a huge service-teaching responsibility across Penn State at both the undergraduate and graduate levels; undergraduate- and graduate-level courses in our Statistical Consulting Center that are required of all graduates; and a continuing commitment to train our graduate students to teach the statistics courses of the future. The Department is part of the Eberly College of Science at Penn State, which is committed to excellence in STEM teaching. The successful candidate will be expected to take an active role of intellectual leadership in the Department's educational mission and interface with the increasingly active teaching environment both within the College of Science and across the entire university. A PhD in statistics or a related field is required.

Penn State University is located in the center of Pennsylvania, in a valley surrounded by the Appalachian Mountains and state forestland. The adjoining town of State College is a city with ample health care, indoor and outdoor recreation, and excellent quality of life. All the amenities of a metropolitan area—first-rate public transportation, world-class theater and concert events, advanced technology and research facilities—are available without the attending stress.

Additional information about the department can be found at <http://www.stat.psu.edu/>. Telephone or e-mail inquiries regarding the position should be directed to: Dr. David R. Hunter, Professor of Statistics and Department Head, (814) 865-1348 or dhunter@stat.psu.edu. Apply online at mathjobs.org (www.mathjobs.org).

Consideration of applications will continue until the position is closed. Employment will require successful completion of background check(s) in accordance with University policies. Penn State is committed to affirmative action, equal opportunity and the diversity of its workforce.

AMSTATNEWS

ADVERTISING DIRECTORY

Listed below are our display advertisements only. If you are looking for job-placement ads, please see the professional opportunities section. For more job listings or more information about advertising, please visit www.amstat.org.

misc. products and services

Cambridge University Press	p. 5
CoDA 2014	p. 13
CRC Press/Taylor and Francis	p. 6

professional opportunities

Chinese University of Hong Kong.....	p. 39
Cincinnati Children's Hospital	p. 44
City University of Hong Kong.....	p. 38
Columbia University	p. 36
Emory University.....	p. 46
Academia Sinica, Institute of Statistical Science ...	p. 36
Iowa State University.....	p. 39, 40
King Abdullah University.....	p. 41
Mayo Clinic	p. 47
Mississippi State University.....	p. 45
NORC.....	p. 36
Penn State University	p. 47

Southern Methodist University	p. 42
Stony Brook University	p. 41
U.S. Census Bureau.....	p. 35
University of North Carolina at Chapel Hill ...	p. 37, 40, 43
University of Pittsburgh	p. 34, 45
University of South Florida	p. 46
Virginia Tech	p. 43
Westat.....	p. 44

software

Cytel Inc.....	p. 30
JMP, a business unit of SAS	cover 4
Minitab Inc.....	p. 33
NCSS	p. 8
Salford Systems.....	p. 27
SAS.....	cover 3
StatSoft.....	cover 2



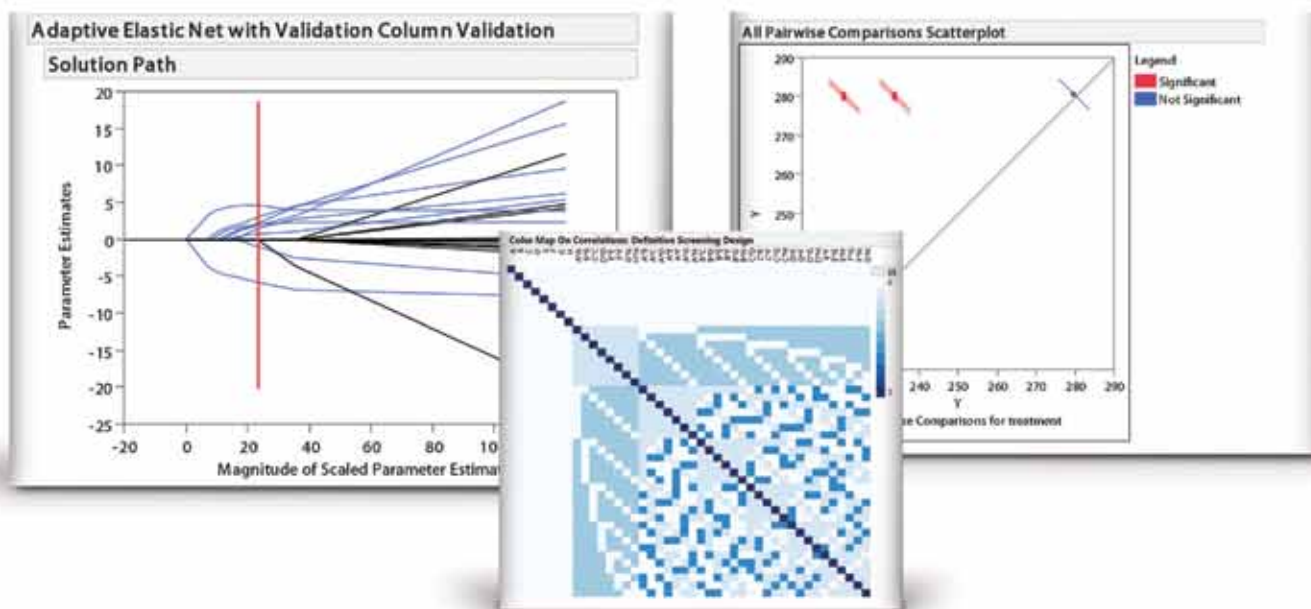
STATISTICS

Translates into a world of accomplishments.

2013 has been designated the International Year of Statistics. SAS joins over 700 organizations in over 100 countries to recognize the remarkable impact of statistics on our everyday life. It is the foundation for how SAS® Analytics provides faster insights to make data-driven decisions.

sas.com/stats
to learn more





DISCOVER

A new version of a trusted solution: JMP® 11

Introduced in 1989 with scientists and engineers in mind, JMP software links powerful statistics with interactive graphics, in-memory and on the desktop. A sampling of its capabilities:

- Regression, GLM and ANOVA
- Generalized Regression: Ridge, Lasso, Elastic Net*
- Mixed Models and Repeated Measures*
- Univariate and Bivariate Analysis
- Multivariate Analysis
- Data Mining Capabilities: Cross-Validation, Multi-Layer Neural Networks, Bootstrap Forests, Gradient-Boosted Decision Trees, Model Comparison
- Nonlinear Modeling
- SAS® R, MATLAB and Microsoft Excel Connections
- Time Series Analysis
- Design of Experiments
- Consumer and Market Research Methods
- Categorical Data Analysis
- Reliability and Survival Analysis
- Quality and Process Control
- One-Click Bootstrap*
- Data Visualization, Mapping and Animated Graphs

*JMP Pro Only

Try JMP software for yourself at jmp.com/trial



Available for Mac® and Windows

